







Kennel

Sewing &
Stitchery
e.x.p.o



Quilts

Small Quilt Guidelines

-  Used only 100% cotton (biodegradable). **Do not** use flannel; it sheds too much.
-  Please pre-wash fabrics. Pets can have allergies, too.
-  Finished size should be 12" × 18". This fits the most commonly used small kennels used at shelters.
-  When piecing, use a small stitch length (~14 per inch).
-  **Do not** use binding as it can be hazardous to pets if it becomes loose. Instead, **layer and sew** around the edge using a small stitch length, and **turn** quilts pillow-cover style. **Whipstitch** the opening with small, tight stitches.
-  Use only simple appliqués that are secured with tight stitches along the edges. **Avoid using fusibles.**
-  Keep the quilting simple and use small tight quilting stitches that won't catch on pet claws. **Do not** tie quilts; the ends can get caught in claws or chewed off.
-  **Do not** use any metallic threads or other embellishments (e.g. beads, charms, buttons, ribbons, lace, trims, etc.)
-  **Do not** add handles or loops to the quilt.