



Shop. Learn. Experience.

A Virtual Sewing Experience



Mister Domestic
**Mathew
Boudreaux**

sewexpo.com

Ticket sales
start **Jan.12!**

Join us online!
Feb.24-282021



Mister Domestic

Mathew Boudreaux

Sewist, Crafter, Teacher,
Speaker, Designer, Advocate

Mathew Boudreaux of *Mister Domestic* learned to sew as a kid, but never really got into it until he had his daughter Helena, who is now seven. He thought it would be a great way to connect with her if he could make her cool clothes. With a new motivation to up his attention-to-detail, the quality and coolness far exceeded even his own expectations. Once he started posting his projects on social media, the quilting world quickly took notice of his fearless use of color and print, incomprehensibly fast output, carefree enthusiasm and humor, and ability to seek out, acquire and share new skills. Making projects from fabric weaving to English Paper Piecing to apparel to the 3-Dimensional, you can find his fabric party on Instagram, Facebook and YouTube. As a fabric designer, get ready to bring this party into overdrive as he translates his chic, edgy, and whimsical style into an experience for everyone to enjoy.



Join Mathew at these Virtual Expo classes and special events!

4101 Flowermania English Paper Piecing
WEDNESDAY, 1:00 - 5:00 PM (PST)

Come learn English Paper Piecing with Mister Domestic! He'll walk you through tips and tricks of this portable and super fun sewing technique as you stitch up your own flowers from his Flowermania Quilt Pattern.

4102 Tumbling Blocks Weave
SUNDAY, 8:00 AM - 12:00 PM (PST)

Fabric weaving is basically the coolest thing that you can do with fabric. Weaving takes fabric play to a whole new level and the process is much easier than you'd think. It's basically fabric magic that can be used in pillows, bags, clothes, quilts and much more. Mister Domestic will show you how to make this awesome technique part of your fabric repertoire!

SATURDAY NIGHT IN!

Saturday Night In!
Mister Domestic Trunk Show
SATURDAY, 6:00 - 7:00 PM (PST)

\$15

Join Mathew for a trunk show of his most creative concepts yet! Whether you want to try your hand at fabric weaving, crochet, or English Paper Piecing, *Mister Domestic* has a piece of art sure to inspire your next creative endeavor. And oh yeah—there will be color, laughter, and love to spare in this fabulous *Saturday Night In* event!

Mister Domestic VIP Experience
SATURDAY, 4:00 - 5:00 PM (PST)



\$100

THE VIP Experience
SATURDAY, 4:00 - 5:00 PM (PST)

Just 30 lucky guests will get this **exclusive one-hour VIP Experience** with Mister Domestic himself! Your experience includes an exclusive Q&A with Mathew, a surprise make-and-take and swag bag mailed to you in advance, and tickets to his **Saturday Night In Trunk Show**, too! Swag bag is filled with Mister Domestic goodies, champagne flute, treats to enjoy during the VIP Experience, and more! **Quantities are limited—reserve your spot early!**

Mister Domestic

Things to Know



Virtual platform available
February 2021



The virtual platform is on*

- desktop
- laptop
- tablet
- smart phone

*Internet connection required.

General Admission

\$6

What is Virtual Expo?

The Virtual Sewing & Stitchery Expo brings the best parts of Expo to your home or studio! The virtual platform is accessible via desktop, laptop, tablet, or smart phone. We know that virtual is a different way to do Expo, and we'll be there to help troubleshoot any technological issues in every class and event during the show!

General admission is \$6 and includes access to the Virtual Expo platform for all five days of Expo, including the Virtual Vendor Floor, Free Stage classes, and daily entry in the machine door prize drawing! You can also purchase classes to complete your Expo experience.

To participate in classes, interactive virtual vendor booths, and the Free Stage, you will need to sign up for a free Zoom account, have a computer, tablet or phone with the Zoom app installed and updated to the latest version, and a high-speed internet connection.

Tickets go on sale **January 12!**

Classes (page 6)

Whether you want a 45-minute introduction or a 2.5-hour or 4-hour dive into a project, there is a Virtual Expo class for you. All One Needle classes—and those marked "All skill levels"—are a great place to dip your toe in and gain confidence! Perfect your skills with classes marked "Intermediate." All purchased classes will be recorded and will remain available for a limited time after Virtual Expo.

Project Kits. Where required, project-specific kits will be available for purchase directly from your instructors' website or store. Listed kit fees may not include shipping. Information on how to purchase kits will be provided along with your registration. *Please note: Registration for classes with project kits will close February 2, 2021 to allow time for shipping.*

Student Supplies. Additional materials listed under Student Supplies are the responsibility of the student. We recommend students in hands-on classes also prepare a work area with good task lighting, and select a stable, easily visible location for their device. *Please note: Some classes may require a sewing machine, serger, or other sewing tool. These will be noted in the class description. Make sure you come to class with your sewing machine or serger ready to sew.*

Basic Sewing Supplies. Some classes include "Basic Sewing Supplies" under Student Supplies. Students should have these items ready for use (see list below Three and Four Needle class descriptions). You can purchase supplies from the retailer of your choice. A list of Virtual Expo vendors is available on page 32.

Homework. Some classes may also require prep work before class time. If there is homework listed in the catalog, it is a general outline of tasks required for each class. Full instructions, if necessary, will be sent to students after registration.

Virtual Vendor Floor (page 32)

Virtual Expo vendors will share new sewing products and services, offer limited Virtual Expo-only specials and savings, and more! You'll love all of the amazing products our vendors have found just for you. Each vendor will have two one-hour sessions where you can explore, shop, and ask questions. All Vendor Floor sessions will be recorded and will remain available for a limited time after Virtual Expo for all attendees.

Free Stage (page 28)

The Free Stage is an opportunity for everyone to learn and be inspired! Presenters will share tips and products to make your sewing life easier, or feature trunk shows sure to renew your sewing passion. Free Stage classes will be recorded and will remain available for a limited time after Virtual Expo for all attendees.



EXPO Charity PARTNER



Step By Step

TRANSFORMING LIVES, ONE STEP AT A TIME

Motherhood is hard, and every mom deserves to have a community supporting her. We're here to help make sure *all* moms have something handmade, no matter what.

Step By Step helps at-risk pregnant women to deliver a healthy baby, embrace positive parenting, and establish safe homes and secure futures. For over 20 years, *Step By Step* has paired mothers with licensed nurses, counselors, and dietitians to address the unique challenges faced by at-risk mothers and their families. When essential items like diapers, wipes, blankets, and baby clothes are delivered in handmade reusable tote bags, it reminds moms that someone cares and took the time to make her something beautiful. This thoughtful gift helps her know that she is not alone and that she has a family supporting her — every step of the way.



Step By Step
3303 #A 8th Avenue SE
Puyallup, WA 98372

*In-person donations accepted 9 AM - 3 PM (M-F). Drop off during Virtual Expo to receive your complimentary cookie.

Purchased Items

Donations of diapers, wipes, pacifiers, board books, etc. are always welcome.

New, unused items only. Find a link to *Step By Step's* Amazon Wish List on our website.

How to Participate

Create or purchase these much-needed new items, and deliver them to Step By Step during Virtual Expo. Local donors who drop off their donations during Virtual Expo will receive a free cookie* from Farm 12. Go to our website for patterns and more information about how you can help.

Sewn Tote Bag

Use a free pattern from our site or sew your own favorite tote!

Tactile/Sensory Baby Toys

Blankets with tags or a simple stuffed animal can help children develop skills.

sewexpo.com/classes-events/step-by-step/

4

For more information or to register **866-554-8559** or **www.sewexpo.com**

We're giving away some truly amazing machines during Virtual Expo—and since the show is virtual this year, we'll even deliver right to your door!

To participate in our daily drawing, simply register to attend Virtual Expo. Winners will be randomly selected each day, and announced live at the Free Stage (page 28).



Log-in to Win!

Door Prize Drawing Daily

Thank you to our Virtual Expo partners for providing the following prizes.

Provided by Quality Sewing & Vacuum

Brother Stellaire Innov-ís XJ1
Retail Value \$10,999*

Viking Epic™ 95Q
Retail Value \$10,449*

Baby Lock Triumph
Retail Value \$7,999*

Pfaff Expression™ 720
Retail Value \$3,999*

Provided by Baby Lock and Issaquah Vacuum & Sewing

Baby Lock Flourish II
Retail Value \$3,499*



*Need not be present to win. Door prizes will be awarded via random drawing from registered Virtual Expo attendees. Prize includes shipping to the winners home or local pick-up directly from prize donor. Manufacturer suggested retail price. Prizes are not redeemable for cash. Any additional costs including, but not limited to, any taxes resulting from claiming this prize are the sole responsibility of the prize winner.

One Needle Classes

One Needle classes are lectures or demonstrations for all skill levels! They may introduce a new concept or technique, or highlight a product or material. Classes will be taught in a concise, informative video lesson. Questions will be answered via a text chat sidebar. All classes are in Pacific Standard Time. Registered attendees for each class will have access to class recordings for a limited time after Virtual Expo.

45 minutes

\$6



1101 For the Love of Pearl Buttons— From Vintage Notion to Inspiration!

Amy Barickman
Amy Barickman Studio

SATURDAY, 8:00 - 8:45 AM (PST)
SUNDAY, 4:00 - 4:45 PM (PST)

From fashion to function, see a variety of delightful ideas to craft with these beautiful notions. Amy will tell us the little-known story of the Midwest Gold Rush—1.5 billion pearl buttons annually were produced in Muscatine, Iowa, from shells mined from the Mississippi River. Take a tour of the National Pearl Button Museum with Amy. She will share projects featuring these lovely little buttons, and discuss her research trip to Muscatine. Amy will inspire you with many unique projects for your button box!



1102 How To Sew Art... the EASY WAY!

Tammie Bowser
HowToSewArt.com

THURSDAY, 9:00 - 9:45 AM (PST)
SATURDAY, 5:00 - 5:45 PM (PST)

Transform ordinary fabric into amazing photographic quilts! This is easy for beginners and experienced quilters. These quilts take only a few hours to make. You'll learn techniques that'll guarantee success.



1103 Learn How to Vend at a Craft Fair

Crystalyn Brennan
Crystalyn Kae Accessories

FRIDAY, 11:00 - 11:45 AM (PST)

Have your friends encouraged you to sell your designs? Are you curious about offering your designs to a larger audience at a local craft fair or market? Join entrepreneur Crystalyn Kae as she shares the ins and outs of preparing, selling and vending at a craft show, all while creating a following for your designs. We will discuss: Display ideas (and how to fit them inside your car!), credit card processing, application processes, sales techniques and more! Crystalyn has sold her products online, in stores, and at crafts and arts fairs across the country.



1104 Make a Flower Pin Brooch

Crystalyn Brennan
Crystalyn Kae Accessories

THURSDAY, 3:00 - 3:45 PM (PST)
SATURDAY, 1:00 - 1:45 PM (PST)

Learn how to make a flower pin brooch using leather, fabric, and vintage buttons to create a sentimental keepsake. We'll walk you through each step of the process, discuss types of fabrics that work best, demonstrate cutting and layering techniques to create a visually-striking composition. We'll also share tips on how you can up-cycle old clothes or leather garments. We will offer a kit which provides materials and hardware to make a set of flower pins; all you need are scissors and a glue gun.



1105 Sewing Machine, Needles and Threads— What You Really Need to Know

Steve Butler
Clover Needlecraft

THURSDAY, 10:00 - 10:45 AM (PST)
SATURDAY, 4:00 - 4:45 PM (PST)

Sewing machines have amazing capabilities, machine needles exist for every conceivable application and threads are over the top in form and function. But how do you make them all work together? This class discusses topics relevant to all three. Find out which factors are essential to ensuring that your sewing machine is set up to function at peak performance with the needle and thread you have selected.



1106 Tool School— Necessary Notions

Steve Butler
Clover Needlecraft

FRIDAY, 9:00 - 9:45 AM (PST)
SUNDAY, 9:00 - 9:45 AM (PST)

With a full array of both new and established sewing notions available, the most challenging creative techniques have become routine. See the latest sewing and craft notions and tools that Steve has in his creative toolbox and learn how to apply them to achieve your creative aspirations. And don't miss seeing the latest "gotta have it" tools. You may just find the one thing you've been waiting for to bring your creative vision to life.




1107 Learn Your Knits

Amanda Carita
So Sew English

THURSDAY, 5:00 - 5:45 PM (PST)
SATURDAY, 5:00 - 5:45 PM (PST)

Knit fabrics have changed so much over the years. It's a whole new world! Amanda will show you the most popular knit apparel fabrics on the market today. Let her take the mystery out of knit fabrics. It's like having your own personal shopper! She'll cover the properties of each fabric type, including texture, hand, body, drape, and stretch, and discuss the garments that each fabric is best suited for. Learn everything you need to know to sew on with your knits!



1108 Square Armhole Magic

Rae Cumbie
Fit for Art Patterns

THURSDAY, 2:00 - 2:45 PM (PST)
SATURDAY, 4:00 - 4:45 PM (PST)

Try a new shape for your DIY jackets and tops. The square armhole design is just what you need to sew creative, comfortable clothing that flatters and fits every figure. In this trunk show, see how easy these woven and knit designs are to fit and construct with their neat shoulder line, side panel options and carefully crafted sleeves. Recently featured in "Threads Magazine," *The Armhole Squared* offers endless wardrobe possibilities.




1109 Hot & Steamy: Pressing Perfection

Pamela Damour
The Decorating Diva

FRIDAY, 5:00 - 5:45 PM (PST)
SUNDAY, 8:00 - 8:45 AM (PST)

A well-executed sewing project is only as good as the pressing. Join Pam as she demonstrates how to use many of the pressing products on the market. Pam will demonstrate different irons, pressing sprays, and pressing surfaces. Whether you quilt, make bags or garments, or sew home decor, pressing can make the difference between homemade and custom made.



1110 Embroidery Basic Essentials

John Deer
The Deer's Embroidery Legacy

THURSDAY, 12:00 - 12:45 PM (PST)
SATURDAY, 2:00 - 2:45 PM (PST)

Regardless of the machine brand you own, the end results should always be the same—beautiful stitches creating soft embroidery! Getting consistent results begins with a firm grasp of the basics. Explore hooping basics, choosing the right stabilizer, selecting appropriate needles and thread, along with repairing and finishing your embroidery. Bonus: discuss choosing the right design and customizing as needed for the fabric you're working with.



1111 Fun Effects Embroidery

John Deer
The Deer's Embroidery Legacy

FRIDAY, 1:00 - 1:45 PM (PST)
SUNDAY, 11:00 - 11:45 AM (PST)

This class is all about the fun techniques you can create with embroidery. Explore the steps involved in creating a host of different in-the-hoop effects: appliqué, reverse appliqué and cutwork, fringe embroidery, 3-D embroidery, embroidery with mylar, free-standing lace and much, much more! The best part about this class is you will have access to tutorials and embroidery files for all the techniques shown, so you can play after class ends! Software requires Microsoft Windows, but a computer is not required for class.



1112 Ergonomics for Quilters, Crafters and Sewists

Lois Hallock
Your Perfect Quilting Space

FRIDAY, 8:00 - 8:45 AM (PST)
SUNDAY, 1:00 - 1:45 PM (PST)

Sewing, quilting, and crafting with poor ergonomics can cause pain and even injury—or at the very least sap your energy—which leads to less joy. Learn how to improve your ergonomics by adjusting your workstation and adding the tools needed to improve your productivity and enjoyment. Learn what to look for to choose good furniture and lighting. See the latest tools for improving your ergonomics.

1113 How Should I Quilt This?

Jane Hauprich
Stitch By Stitch Custom Quilting

THURSDAY, 2:00 - 2:45 PM (PST)
SATURDAY, 12:00 - 12:45 PM (PST)

Whether quilting on a longarm or a domestic machine, we all struggle with the same thing: How do we decide how to quilt our quilts? I will share my tips and tricks to help you in this process. You'll be inspired to finish your quilt tops after this fun lecture!



1114 Tokens of Love, Friendship and Reflection

Mary Jo Hiney
Mary Jo Hiney Designs

THURSDAY, 1:00 - 1:45 PM (PST)
SATURDAY, 1:00 - 1:45 PM (PST)

The Tokens are dainty expressions combining mixed media. In this class, students will get an overview of how to make them, learning about fabric selection and the creative process. Tokens can be finished with a corded hanger or an easel. Tokens make for lovely gifts. You can learn what you need to know to make your own!



1115 Design Your Princess Pattern

Judith Kessinger
FitNice, LLC

FRIDAY, 8:00 - 8:45 AM (PST)
SUNDAY, 1:00 - 1:45 PM (PST)

Learn how to design and create a princess line. Use this slimming line in tops, jackets and dresses. You will also learn how to add a faux line to already completed garments to shape any item in your closet to your body.

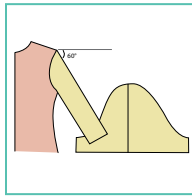


1116 Armhole and Sleeve Relationships

Susan Lazear
Cochonille Design Studio

FRIDAY, 3:00 - 3:45 PM (PST)

If you alter patterns or want to draft them from scratch, Susan will teach you the basics of armhole and sleeve combinations and relationships. Understand how changes made to the armhole affect the sleeve and enjoy learning how to draft or create a multitude of armhole and sleeve styles. Learn to choose the right armhole for the right figure or occasion.



1117 Chanel-Inspired Knit Jacket — From Your Fave T-Shirt Pattern!

Pamela Leggett
Pamela's Patterns and Palmer/Pletsch

FRIDAY, 11:00 - 11:45 AM (PST)
SUNDAY, 10:00 - 10:45 AM (PST)

A fashionable cardigan jacket has been a wardrobe staple for decades. Now you can make a Chanel-inspired jacket from a knit fabric, combining the style and versatility of a structured jacket with the comfort of a sweater. Learn how to adapt a basic T-shirt pattern to create a jacket that rivals costly ready-to-wear. You'll learn how to select a suitable knit fabric, which interfacings to use, how to install a back lining, and finish the jacket edges with statement trims—all in a short time!



1118 Customized Dress Form

Pamela Leggett
Pamela's Patterns and Palmer/Pletsch

FRIDAY, 5:00 - 5:45 PM (PST)

A dress form is a useful tool for garments and design. The problem is getting one to fit your curves. Custom made forms are expensive and can't be altered, and duct tape forms may collapse over time. Learn how to use an adjustable form that you will "build and pad" to look just like you! Other than the dress form, the supplies are simple—a bra and undies, batting and fiberfill and some bandaging from the drug store. The best thing is that you will be able to change it as your body changes!



1119 Secret Sleeves

Pamela Leggett
Pamela's Patterns and Palmer/Pletsch

THURSDAY, 11:00 - 11:45 AM (PST)
SATURDAY, 8:00 - 8:45 AM (PST)

Turn your sleeveless tops, dresses, and tanks into year-round garments with this ingenious sleeve "dickie." With less than one yard of four-way stretch knit, you can create this useful fashion accessory to stretch your summer wardrobe into all four seasons. Fitting is super easy—the secret sleeves go around and not over your bustline, and it is simple to adapt the pattern to any style garment. An optional flounce adds interest to sleeves. This is the perfect way to use up fabrics from fashion projects!



1120 Upcycle T-Shirts, Polos, Sweaters — and More!

Pamela Leggett
Pamela's Patterns and Palmer/Pletsch

FRIDAY, 1:00 - 1:45 PM (PST)
SUNDAY, 2:00 - 2:45 PM (PST)

Do you have collections of ill-fitting T-shirts from vacations, clubs, concerts, college, or anywhere else? What about ill-fitting polos, sweaters, hoodies and knit tops? Thanks to the T-Shirt Makeover technique, you can take those items and turn them into fitted and stylish tops. The technique is simple, fast and easy to learn—even for a beginner. In no time, you can make nice-fitting garments you can't wait to wear!



1121 Dyeing Animal-Based Fabrics

Jennefer Marker
Compass Moon Creations

THURSDAY, 5:00 - 5:45 PM (PST)

Learn how to use protein-based dyes to color wool fabric in unique and interesting colorways with Jennefer Marker of Compass Moon Creations. Students will learn the terminology and application to create their own stunning, colorful masterpieces with wool fabric.

1122 Dyeing Animal-Based Yarn and Fiber

Jennefer Marker
Compass Moon Creations

THURSDAY, 6:00 - 6:45 PM (PST)


Jennefer Marker, owner of Compass Moon Creations, will discuss, demonstrate, and explain how to use protein-based dyes to color animal fiber-based yarn, fiber, and fabric in unique and interesting colorways. Students will learn the terminology and application to create their own stunning, colorful masterpieces with animal fiber.

1123 Getting Creative with Cuddle and Cotton

Sheila McKay
McKay Manor Musers

THURSDAY, 11:00 - 11:45 AM (PST)
SATURDAY, 3:00 - 3:45 PM (PST)

Learn how easy it can be to sew with that really soft Cuddle fabric (minky)! We will take away the mystery that can make it intimidating. You'll learn how to mix Cuddle and cotton in the same project, and finish class with lots of new ideas and techniques you can put to use right away.




1124 Upcycling with Embroidery

Trish McLaughlin
Trish Stitched

FRIDAY, 4:00 - 4:45 PM (PST)
SUNDAY, 12:00 - 12:45 PM (PST)

Give old clothes a new look with machine embroidery! This class is centered around inspiration and learning techniques for adding machine embroidery to apparel.



1125 Machine Quilting in Sections

Marti Michell
Michell Marketing/From Marti Michell

FRIDAY, 11:00 AM - 12:30 PM (PST)
SUNDAY, 3:00 - 4:30 PM (PST)

Tired of trying to squeeze a queen size quilt through the opening on your sewing machine? Tired of paying the big bucks to send a quilt out? Would you just love to complete your own quilt? Let Marti share secrets for dividing quilt tops into manageable sections, then quilting and joining the completed sections. Learn new methods, like how to add a new border to a favorite quilt and time-saving binding tips!



1126 Use, Care and Repair of Outdoor Fabrics and Gear

Tiffany Morehouse
The Rain Shed

FRIDAY, 2:00 - 2:45 PM (PST)
SUNDAY, 2:00 - 2:45 PM (PST)

Learn about the various outdoor fabrics available, and their uses. Tiffany will cover how to assemble these fabrics, including which needles to use and how to seal seams for waterproof projects like backpacks, jackets, and more. We will discuss how to care for these fabrics, to keep them performing for a long time, as well as repair and renewing old gear, including zipper repair.

1127 Bra Fitting Demystified

Monica O'Rourke Bravo
BravoBella

THURSDAY, 4:00 - 4:45 PM (PST)
SUNDAY, 12:00 - 12:45 PM (PST)

Let Monica help you demystify the sometimes-perplexing world of fitting a bra, whether you plan to make your own or want to be a more educated ready-to-wear consumer. Learn about the art and science of bra fitting and get a glimpse as to why so many of them DON'T (fit, that is!). You will walk away armed with a foundational knowledge that you can apply to both your shopping and sewing experiences.



1128 Design Changes for Bras

Monica O'Rourke Bravo
BravoBella

FRIDAY, 1:00 - 1:45 PM (PST)
SUNDAY, 10:00 - 10:45 AM (PST)

Learn how to take your well-fitting bra pattern and spice it up! Explore the endless possibilities of different cup designs. Monica will show you a quick and simple way to make a multitude of design changes to create new styles. Take your basic bra-making to the next level!




1129 Dainty Designer Details for the Savvy Sewist

Vaune Pierce
Vaune

THURSDAY, 4:00 - 4:45 PM (PST)
SATURDAY, 11:00 - 11:45 AM (PST)

Dainty designer details are the elements that can make your garment go from so-so to sensational. Dainty designer details are subtle and not overwhelming, but can completely change the look of a garment. While many of the dainty details in Vaune's adult garments are standards for children, they are easily incorporated into adult items. Learn how to add these timeless designs into your technique toolbox!




1130 What Needle Should I Use?

Rhonda Pierce
Schmetz Needles

THURSDAY, 6:00 - 6:45 PM (PST)
SATURDAY, 2:00 - 2:45 PM (PST)

Confused about sewing machine needles? What do all those numbers mean on the needle pack? Is changing the needle before it breaks really important? Successful sewing is often about paying attention to the little things—like the needle in your machine. Learn needle basics, get solutions to frequent thread problems and answers to common needle questions. Students receive a link to the ever-popular Schmetz ABC Pocket Guide.




1131 The (Top) Stitching Line

Janet Pray
Islander Sewing Systems

THURSDAY, 8:00 - 8:45 AM (PST)
SATURDAY, 9:00 - 9:45 AM (PST)

Beautiful topstitching can define the look of quality and style in a garment. When you see expensive designer garments, do you wish you could achieve those same results? You can, and Janet will give you the tips to produce finished looks. These tips come directly from professional seamstresses and from 20 years of creating Janet's own line of women's wear.



1132 Five Must-Do Legal Tasks for Creative Businesses

Kiffanie Stahle
the artist's J.D. LLC

THURSDAY, 1:00 - 1:45 PM (PST)

Every legal task isn't required, but if you do these five tasks, you are on your way to legally protecting your creative business. Leave this session knowing what they are and how to accomplish them. Kiffanie Stahle is "the artist's J.D."—an attorney and creative entrepreneur herself, who focuses on helping creative business owners understand and add ease to the legalese.




1133 Building Successful Brand Partnerships

Kiffanie Stahle
the artist's J.D. LLC

FRIDAY, 3:00 - 3:45 PM (PST)

Partnerships and collaborations can be a great way to grow your business, but they also can be frustrating. You'll leave this class understanding why a contract is the best tool to increase your chances of creating a profitable and long-term partnership and what sections you'll want to include. Kiffanie Stahle is "the artist's J.D."—an attorney and creative entrepreneur herself, who focuses on helping creative business owners understand and add ease to the legalese.

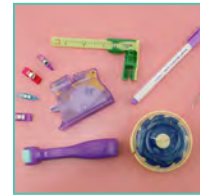


1134 Clover's Tremendous 21

Michelle Umlauf
Clover Needlecraft

THURSDAY, 8:00 - 8:45 AM (PST)
SATURDAY, 11:00 - 11:45 AM (PST)

In every sewn or fabric-related undertaking, we measure, mark, cut, pin, sew and form our project to meet our creative vision. This would be impossible without some very specific sewing notions. You will learn about Michelle's 21 most purposeful sewing notions that will make all of your projects perfect.



1135 ByAnnie Basics: Beautiful Bindings

Annie Unrein
ByAnnie.com LLC

FRIDAY, 12:00 - 12:45 PM (PST)
SUNDAY, 8:00 - 8:45 AM (PST)

Bindings add structure, style, and a beautiful finish to your projects. In this class, Annie Unrein of ByAnnie.com and Patterns by Annie will share secrets to making and attaching custom bindings. Learn to easily make your own bias binding to perfectly match your project. Discover tips for smooth, wrinkle-free bindings on any project.



1136 ByAnnie Basics: Carry On!

Annie Unrein
ByAnnie.com LLC

THURSDAY, 3:00 - 3:45 PM (PST)
SATURDAY, 9:00 - 9:45 AM (PST)

Learn to make strong and sturdy handles and straps to complement your project using fabric with a variety of stabilizers. Annie of ByAnnie.com and Patterns by Annie will show great techniques for easy construction and tips for attaching hardware and easily making adjustable, detachable straps.




1137 ByAnnie Basics: Zippers Are EASY!

Annie Unrein
ByAnnie.com LLC

FRIDAY, 4:00 - 4:45 PM (PST)
SUNDAY, 3:00 - 3:45 PM (PST)

Don't let zippers scare you! In this class, Annie Unrein of ByAnnie.com and Patterns by Annie will show you how to easily install a zipper in your project, whether it's made of quilted fabric, mesh, or vinyl. Discover how to make zippers of any length or style and how to attach zipper slides.




1138 Balancing the Arm Hole

Joe Vecchiarelli
French European Inc

FRIDAY, 2:00 - 2:45 PM (PST)
SUNDAY, 11:00 - 11:45 AM (PST)

Balancing the arm hole becomes easy using Joe Vecchiarelli's professional techniques. Joe will show the importance of the princess seams and necklines and how they go hand in hand. Everything will be perfectly balanced and synced.



1139 Draping Best-Fitting Pants

Joe Vecchiarelli
French European Inc

FRIDAY, 9:00 - 10:30 AM (PST)

Learn to do a simple drape to make straight leg, tight fitted and palazzo pants. No matter your body size or type, these techniques will fit your shape and eliminate pesky pants pattern frustrations. Joe will also show you the tips and tricks for simple self-measuring to create pants muslin.



1140 Dress Form Draping

Joe Vecchiarelli
French European Inc

THURSDAY, 9:00 - 10:30 AM (PST)

Discover how to start with a dress form and drape it to fit your figure. From here, Joe Vecchiarelli will show you how to create your own fitted princess line garment for comfort and style. We will take the fitted drape and convert it into a slopper, so you will learn not only how to design a garment but also gain insight into going from form to fashion with confidence in the fit and comfort of the garment.




1141 How to Fit a Dress Form to Your Body Shape

Joe Vecchiarelli
French European Inc

THURSDAY, 12:00 - 12:45 PM (PST)
SATURDAY, 12:00 - 12:45 PM (PST)

Learn to make simple adjustments on the body form to fit your shape immediately, eliminating the frustrations of fitting the pattern to your shape. One dress form can become your body shape in seconds, making fitting faster and more accurate.



1142 Learning to Make an Eight Panel Bustier

Joe Vecchiarelli
French European Inc

SATURDAY, 10:00 - 10:45 AM (PST)

Learn to create an eight panel bustier through draping techniques, which will be demonstrated on a body form. You will learn the sweetheart and bust line bustier. Once you have all the tricks of pinning the muslin, you will become a bustier professional.



1143 Notions for Fashion

Joe Vecchiarelli
French European Inc

FRIDAY, 12:00 - 12:45 PM (PST)

We all love to collect nifty little tools and notions. Watch as Joe demonstrates how to use those tools to make sewing easier! From the fashion ruler collection to the simplest buttonhole marker, there are plenty of tools to help you sew faster and have more fun.




1144 How to Embroider on Sheer Fabrics

Angela Wolf
Angela Wolf Patterns

SATURDAY, 10:00 - 10:45 AM (PST)

Designing your own sheer embroidered fabrics is a hot trend, whether refashioning a garment or making something new. Learn techniques for embroidering on tulle, mesh, chiffon, and sheer knits. We'll discuss which thread, stabilizer, and needles work best together, and how to use these techniques to design your own fabric or cut out the embroidered design to embellish. Gain ideas on where to add this fabric, tips for sewing seams, and hemming.




1145 Tips & Techniques for Sewing Athleisure Wear

Angela Wolf
Angela Wolf Patterns

FRIDAY, 10:00 - 10:45 AM (PST)
SUNDAY, 9:00 - 9:45 AM (PST)

Athleisure has become a staple in our wardrobes—why not sew up your own! Angela will share tips for choosing the right fabric and styles. Learn the best sewing techniques, including sewing, serging, and coverstitch stitches, needles, thread, and hemming options. Angela will also cover zipper insertion and thumb hole designs for your next top.



1146 Step into the Future of Quilting

Pamela Mahshie
Bernina USA

SATURDAY, 3:00 - 3:45 PM (PST)

Sergers can be confusing. Do I even need one as a quilter? What stitch should I use? Will the stitch be too bulky if I want to machine quilt after piecing? Learn the answer to these and many other questions in this demo session. You'll see how to create texture and see just how creative sergers can be. You won't believe just how easy sergers can be. Join in on the fun with Pam!



Three Needle Classes

Three Needle classes offer a creative hands-on learning experience. They may be taught on sewing machines or sergers, or cover handwork, such as fitting, beading, hand-sewing, or another applied technique. Some classes may require homework before Expo to ensure students are ready for success. Please note the kit and supply list, and tune into class with all of your required tools ready to go! Registered attendees for each class will have access to class recordings for a limited time after Virtual Expo. **Registration for classes that require kits closes Feb. 2.**



2½ hours
\$30
 Advance registration required.

3101 Upcycle a Vintage Coat into a Purse

Crystalyn Brennan
Crystalyn Kae Accessories

FRIDAY, 2:00 - 4:30 PM (PST)
SUNDAY, 11:00 AM - 1:30 PM (PST)



Have a favorite coat or jacket that no longer fits? Let Crystalyn show you how you can deconstruct any jacket into a useful purse! You provide the jacket and a sewing machine, and we'll supply the rest! Please come prepared with a washed coat (or vintage genuine leather for the over-achievers!). Crystalyn can help you find the perfect material for your purse if you don't have something in mind.

\$35 project kit. Digital PDF pattern download, mini clips, double-sided glue tape, interfacing, 9" zipper

Student supplies. Basic sewing supplies, rotary cutter & mat, leather needles & Teflon foot (if using leather jacket), iron & ironing board/pad


Homework. Choose a vintage coat or leather jacket to deconstruct. If choosing leather, check the underside to ensure it is genuine leather, which will look like suede on the underside.

Intermediate. *Requires sewing machine.*

3102 Rug Crochet

Stacy Brisbee
Pendleton Woolen Mills

THURSDAY, 5:00 - 7:30 PM (PST)
SATURDAY, 2:00 - 4:30 PM (PST)



Pendleton's most popular class! Reduce, recycle and reuse with this fun and easy crochet rug. This is made from a waste product from Pendleton Woolen Mills.

\$30 project kit. 5 pounds of wool selvedge, crochet hook size Q, instruction for a basic rug


Student supplies. Light

All skill levels.

3103 Amazing In-the-Hoop Heirloom Sewing

Kandi Christian
Sew Timeless

THURSDAY, 8:00 - 10:30 AM (PST)
SATURDAY, 8:00 - 10:30 AM (PST)



There are so many embroidery collections that allow you to create stunning heirloom garments, christening gowns, quilts and more. How is one to know how to layer the fabric, what fabric to use for the lace and what stabilizers are best? This class will take the mystery out of it as Kandi takes you through each step. Make heirloom items with traditional and modern fabric. No heirloom experience required.

\$20 project kit. 100% cotton batiste in two colors, thread to match fabrics, heirloom needle kit, embroidery designs, instruction booklet

Student supplies. Basic sewing supplies, fabric glue stick or double-sided tape, white thread

All skill levels. *Requires sewing machine with embroidery unit.*



If your class calls for **Basic Sewing Supplies**, you should be prepared with the following items:

- fabric & paper scissors
- sewing needles
- seam ripper
- ruler/measuring tape
- thread
- pins/clips
- seam gauge
- pencil & notepad

Optional Extras

- rotary cutter & mat
- ironing station

3104 Soft & Simple Self-Binding Blanket

Teresa Coates
Shannon Fabrics

FRIDAY, 8:00 - 10:30 AM (PST)
SUNDAY, 2:00 - 4:30 PM (PST)

Looking for a quick and easy gift? Don't miss out on the chance to learn how to make the quickest and easiest blanket using Cuddle minky and Embrace double gauze. With just a few seams and some top-stitching, you'll have a finished blanket! Learn about working with Cuddle and Embrace, how to resize your blanket and lots of tips and inspiration for working with these beautiful, soft fabrics.

\$35 project kit. Cuddle minky and Embrace double gauze fabric for project

Student supplies. Basic sewing supplies, rotary cutter & mat, walking foot, felt tip pen, flat flower head pins, polyester threads

All skill levels. *Requires sewing machine.*



3107 Zipper Pocket Bag

Pamela Damour
The Decorating Diva

THURSDAY, 8:00 - 10:30 AM (PST)
SATURDAY, 5:00 - 7:30 PM (PST)

This fun bag is a great way to use up all your zipper scraps! This bag, with its striped zipper front, has three separate compartments and a padded strap with swivel clips. Your kit has everything you need, cut to size. Two colorways to choose from.

\$25 project kit. Pattern, fabrics, stabilizer, and zippers all cut to size, bag hardware

Student supplies. Basic sewing supplies, iron & ironing board/pad

All skill levels. *Requires sewing machine.*

3108 Hands-On Digitizing Workshop

John Deer
The Deer's Embroidery Legacy

FRIDAY, 2:00 - 4:30 PM (PST)
SUNDAY, 8:00 - 10:30 AM (PST)


Yes, you read the title correctly! This is a hands-on digitizing class geared not only to those who are considering digitizing but also to those who have been digitizing for years. Two weeks prior to class attendees will download a demo version of the software and some basic tutorials about the tools needed for class. Because everyone will come prepared with their computer loaded with the demo software and knowing where the tools are, you'll be ready for accelerated learning!

Free project kit. Demo software, intro videos, artwork files

Student supplies. Windows laptop/desktop, or Mac with Parallels software

Homework. Load demo software no earlier than two weeks before class.

All skill levels.



3105 Create a Carol's Zoo Bear

Carol Cruise
Carol's Zoo

THURSDAY, 7:00 - 9:00 PM (PST)
SATURDAY, 10:00 - 12:00 PM (PST)

CANCELLED

Learn how to lay out, cut, assemble and stuff a simple Carol's Zoo Bear from faux fur. There will be four different bear patterns from which to choose, and you can select your favorite to make when you purchase the kit from Carol.

\$45 project kit. Carol's Zoo Bear Pattern, luxury fake fur, safety eyes/nose, neck ribbon, black or silver paint pen for marking, aluminum knitting needle

Student supplies. Short 4" embroidery scissors, 1 1/2" all-purpose pins with ball head, high quality fiberfill, hand needle and thread to blend with color of fur

Homework. Cut pattern and prepare project for sewing. Full homework available in session email.

All skill levels. *Requires sewing machine.*



3109 Rainbow Stitch Workshop

Melissa Galbraith
MCreativeJ

THURSDAY, 2:00 - 4:30 PM (PST)
SATURDAY, 5:00 - 7:30 PM (PST)

Learn the basics of hand embroidery to create a whimsical rainbow. In this hands-on embroidery basics class, you'll learn three basic embroidery stitches. *Ages 10+ recommended unless assisted at home by an adult.*

\$20 project kit. Fabric with printed rainbow design, embroidery hoop, embroidery needle, embroidery thread, twine, felt

Student supplies. Basic sewing supplies

All skill levels.



3106 Pendleton Envelope Pillow

Margaret Chapman & Dani Catenhauser
Pendleton Woolen Mills

FRIDAY, 5:00 - 7:30 PM (PST)
SUNDAY, 2:00 - 4:30 PM (PST)

Enhance your sewing skills and enhance your home décor! Pillows are an easy way to bring a little Pendleton into your home. Make a square back flap pillow with wool binding and enjoy the new addition to your home.

\$60 project kit. Pillow insert, Pendleton Jacquard fabric, wool binding, instructions

Student supplies. Basic sewing supplies, iron & ironing board/pad, light, rotary cutter & mat

All skill levels. *Requires sewing machine.*



If your class calls for **Basic Sewing Supplies**, you should be prepared with the following items:

- fabric & paper scissors
- sewing needles
- seam ripper
- ruler/measuring tape
- thread
- pins/clips
- seam gauge
- pencil & notepad

Optional Extras

- rotary cutter & mat
- ironing station

3110 Stitch A Landscape Pin

Melissa Galbraith
MCreativeJ

THURSDAY, 11:00 AM - 1:30 PM (PST)
SATURDAY, 2:00 - 4:30 PM (PST)



Wear your flair! In this hands-on class, you'll learn how to stitch your own hand-embroidered pin. Choose from a variety of pin sizes and designs to create your own piece of wearable art. Each pin will use three basic embroidery stitches to create a delightful desert landscape design. You'll order your pin designs directly from Melissa, along with the kit.

\$20 project kit. Fabric, fabric pen, embroidery floss, embroidery needle, embroidery hoop, pin setting

Student supplies. Basic sewing supplies

All skill levels.

3111 Thread Painting and 3-D Embroidery

Melissa Galbraith
MCreativeJ

FRIDAY, 5:00 - 7:30 PM (PST)
SUNDAY, 2:00 - 4:30 PM (PST)



Want to learn how to paint with thread? Learn how to create an ombre cactus with a 3-D flower in this hands-on embroidery class. This class is great for stitchers of all skill levels and covers three different embroidery stitches for stunning effect.

\$25 project kit. Fabric, embroidery hoop, embroidery needle, long pins, sawtooth hook, felt, embroidery thread

Student supplies. Basic sewing supplies

All skill levels.

3112 Fast and Fun Fat Quarter Storage Containers

Lois Hallock
Your Perfect Quilting Space

THURSDAY, 5:00 - 7:30 PM (PST)
SATURDAY, 8:00 - 10:30 AM (PST)



Let your fabric stash help you get organized! Use your fabric to make pretty fat quarter storage containers that fit in drawers and on bookshelves. After you learn the techniques in this class, you can modify the dimensions to make many sizes of storage containers to fit your spaces and organizing needs. These make great gifts, too!

\$22 project kit. Fat Quarter Storage Box pattern, double sided fusible foam, Mini Wonder Clips

Student supplies. Basic sewing supplies, iron & ironing board/pad, light, rotary cutter & mat, quilting cotton for main body, quilting cotton for lining, quilting cotton for binding and handles, washable or air erasable marking pen

Homework. Full instructions will be sent with class confirmation. Students will need to cut fabric, cut stabilizer, fuse some materials, and quilt the foam sandwich before class.

Intermediate. *Requires sewing machine.*

3113 Sew the Rio Raglan Shirt with So Sew English

Heidi Hilmerson
So Sew English

FRIDAY, 11:00 AM - 1:30 PM (PST)
SUNDAY, 2:00 - 4:30 PM (PST)



New to sewing with knit fabrics? The Rio Raglan is the perfect project to help you dive in! We will lead you through each step of construction of this gorgeous raglan top. Our fabrics are amazingly soft and comfy, while still surprisingly easy to work with. You will feel so proud of your finished project and when people compliment you, you can tell them "I made this!"

\$50 project kit. Link to PDF sewing pattern, *So Sew English* French Terry knit fabric (two cuts of different prints or colors)

Student supplies. Basic sewing supplies, iron & ironing board/pad, preferred fabric cutting tool (rotary cutter/mat or scissors)

Homework. Download, print, and assemble the pattern; cut out pattern and fabric pieces; and have sewing machine or coverstitcher threaded. Full instructions and video links will be available in session email.

Intermediate. *Requires serger.*

3114 Jeweled Velvet Clover Pincushion or Ornament

Mary Jo Hiney
Mary Jo Hiney Designs

FRIDAY, 5:00 - 7:30 PM (PST)
SUNDAY, 8:00 - 10:30 AM (PST)



Create this beautiful and delicate clover ornament for you or a friend! The clover is formed by three heart-shaped petals. Forming any heart effectively is tricky, but Mary Jo has developed a technique to create the perfect petal every time. The clover edge is jeweled with the picot-beading technique. The stem is formed from a pipe cleaner. Each petal is embellished with a narrow piece of fine French lace, along with a lacy ruff at its center. When you buy your kit, you can choose from three colorways: Spring Green, Old Picket Fence or Chartreuse.

\$19 project kit. Hand-dyed silk/rayon velvet fabric, silk ribbon for embellishment, seed beads, lace trim, assembly essentials, instructions with patterns

Student supplies. Basic sewing supplies, iron & ironing board/pad, light, specialty needles, wool roving or polyfil, hand-sewing thread, beading thread, stuffing tool, thread conditioner, glue, tape, 1/2 button

Homework. Pre-cut pattern shapes from cardboard (included in kit) and fuse fusible-knit interfacing to the velvet wrong side. Full instructions will be sent in session email.

Intermediate.

If your class calls for **Basic Sewing Supplies**, you should be prepared with the following items:

- fabric & paper scissors
- sewing needles
- seam ripper
- ruler/measuring tape
- thread
- pins/clips
- seam gauge
- pencil & notepad

Optional Extras

- rotary cutter & mat
- ironing station

3115 Demystifying Jeggings

Lindsey Johns
Inside the Hem

FRIDAY, 11:00 AM - 1:30 PM (PST)
SUNDAY, 8:00 - 10:30 AM (PST)


Jeggings are such a versatile item of clothing to have in your closet. In this class, you'll work with sample material to make a coin pocket, which you can add to your new favorite pants! You'll learn about fabric selection, pattern options (there are so many, each with different pros and cons), fitting tips, needle and thread choice, topstitching tips and simple additions, like a zip ankle detail and back pocket embellishment.

Free project kit. Coin pocket template

Student supplies. Basic sewing supplies, iron & ironing board/pad, topstitching needle, topstitching thread, metal zipper, 9" square of stretch denim or ponte knit, two 10" x 10" squares of stretch denim or ponte knit, 6" metal zipper

Homework. Machines prepped for sewing stretch denim (topstitching thread loaded in the upper thread and polyester thread in bobbin), fabrics prepared, print and cut coin pocket template.

Intermediate. *Requires sewing machine.*



3116 All the Secrets of Ice Dyeing

Cheryl Kuczek
Paradiso Designs

THURSDAY, 8:00 - 10:30 AM (PST)

Create fabulous looks with items you likely already have around the house! This is one of the coolest kinds of dyeing Cheryl has ever done, and she includes the special things you need in the kit. You will learn how to take advantage of fabric blends to create unique, fabulous looks—everything has the potential to become luxurious! After the first lesson of class, students will break to work on their dye project, then come back to the virtual classroom for more information and to show off your art!

\$28 project kit. Fiber reactive dyes, jars for dye application, industrial laundry soap, soda ash fixer. *Kit fee includes shipping.*

Student supplies. Plastic bin, rack that can go on top of it, 1/2 yard of any fabric you want to dye, plastic sheeting (to protect floors and other spaces, if needed)

Homework. Wash fabric, and soak in soda ash fixer starting an hour before class; ensure space is prepped for dye work.

All skill levels.



3117 Pleather Handbag Sewing Techniques

Cheryl Kuczek
Paradiso Designs


FRIDAY, 5:00 - 7:30 PM (PST)
SUNDAY, 2:00 - 4:30 PM (PST)

Learn to sew pleather or faux leather with confidence to enhance your handbag creations. There are many different types and grades of pleather. Cheryl will share her pleather sewing techniques and discuss how to identify the correct pleather to use for different parts of your bag. Learn the basics of cutting pleather, the correct thread tension and best stitch length, and which sewing needles to use.

\$23 project kit. Pleather sewing tutorial/guide, pleather for all the sample techniques, extra pleather for sample sewing. *Kit fee includes shipping.*

Student supplies. Basic sewing supplies, light, chalk rollers, ink pen, 110 or 100 machine needles, one of the following specialty feet: non-stick foot, teflon foot, walking foot or roller foot

Intermediate. *Requires sewing machine.*



3118 Watercolor Hand-Painted Fabrics

Cheryl Kuczek
Paradiso Designs

THURSDAY, 2:00 - 4:30 PM (PST)
SATURDAY, 2:00 - 4:30 PM (PST)

Creating dreamy, translucent watercolor-like effects on fabric is a fun process, and this is your chance to explore. You'll get your fingers wet and learn the freedom of connecting shapes and colors. You will gain the confidence make your own textiles with the colors you love, and create artistic yardage which can be turned into garments or accessories. Embrace complete designer freedom!

\$28 project kit. Fluid artist paint, stir sticks, painting tutorial guide, specially treated fabric with masking, pencil. *Kit fee includes shipping.*

Student supplies. Plastic sheeting (to protect painting surface), clean plastic bucket, hanger with clips

Homework. Wash and dry fabric. Prepare your painting workspace.

All skill levels.



3119 Facing Alternatives

Susan Lazear
Cochonille Design Studio

THURSDAY, 11:00 AM - 1:30 PM (PST)
SATURDAY, 5:00 - 7:30 PM (PST)

Are you tired of sewing the same old facing? We'll expand your repertoire by sewing some samples and learning techniques that can be used to finish necklines, armholes, and waists. These ideas came from store windows and designer and vintage clothing. You will get a sample mini bodice pattern to use. Gather up sample fabrics and trims, and away we go to a 'no more facing' world. A serger is optional in this fun class.

Free project kit. Pattern

Student supplies. Basic sewing supplies, iron & ironing board/pad, sample fabrics (jersey knit, cotton woven, mesh knit), bias tape, trims, and elastic. Optional: Serger. Full supply list will be in session email.

Intermediate. *Requires sewing machine. Serger optional.*



If your class calls for **Basic Sewing Supplies**, you should be prepared with the following items:

- fabric & paper scissors
- sewing needles
- seam ripper
- ruler/measuring tape
- thread
- pins/clips
- seam gauge
- pencil & notepad

Optional Extras

- rotary cutter & mat
- ironing station

3120 Duchess Bracelet

Amy Loh Kupser
i-bead.com / i-stitch.com

~~FRIDAY, 11:00 AM - 1:30 PM (PST)~~
SUNDAY, 11:00 AM - 1:30 PM (PST)



Feel like royalty wearing this sparkling bracelet made with Czech Fire Polish Crystals or Glass Pearls accented with Czech Two Hole Twin Beads. This is another fun way to play with these two-hole beads and easy-to-find crystals and pearls. Perfect for the beginner or intermediate beader. This is an easy project with the look of something much more complex! You should be able to finish this lovely bracelet in class, and your kit includes all the supplies you need!

\$36 project kit. Detailed instructions, all beads needed for the project, magnetic clasp, beading mat, Silamide, size 10 beading needle and big eye needle. Makes up to a 9 1/2" bracelet.

Student supplies. Portable light, beeswax, thread scissors, magnifier or reading glasses if used for close work.

Homework. Read through pattern, and familiarize yourself with bead key abbreviations and kit contents.

All skill levels.

3121 Enchantress Necklace

Amy Loh Kupser
i-bead.com / i-stitch.com

THURSDAY, 11:00 AM - 1:30 PM (PST)
~~SATURDAY, 8:00 - 10:30 AM (PST)~~



This lacy waterfall of crystals, pearls and beads will add a touch of elegance to any outfit. This design uses a variety of beads to make any look sparkle, and these beads can be found at most craft stores, so you'll be able to make it again with easy-to-find components! Your kit includes everything you need.

\$36 project kit. Detailed instructions, all beads for class, magnetic clasp, beading mat, Silamide, size 10 beading needle and big eye needle. Kit makes up to a 24" necklace.

Student supplies. Portable light, beeswax, thread scissors, magnifier or readers if used for close work.

Homework. Read through pattern, and familiarize yourself with bead key abbreviations and kit contents.

All skill levels.

3122 Learn to Sew: Waxed Canvas and Leather Portsmouth Tote

Ellie Lum
Klum House Workshop

THURSDAY, 2:00 - 4:30 PM (PST)
SATURDAY, 11:00 AM - 1:30 PM (PST)



This tote was designed with you in mind. It's a completely beginner-friendly bag with an amazing payoff. In just a few hours, not only will you have a new durable tote made with your own two hands—you'll also learn indispensable tips for handling heavy-weight fabric and attaching leather handles. Your kit includes all the ingredients you need to make this bag.

\$105 project kit. Cut and prepped waxed canvas, leather straps, hardware, instruction booklet, optional 3/32" drive punch add-on (if you don't already have this tool, add \$12). *Kit fee includes shipping.*

Student supplies. Basic sewing supplies, matching all-purpose thread (2 spools—one for main color, and one for base color), denim size 100 needle, craft clips, straight pins, 24" x 6" quilting ruler, Chaco Pen Liner or Clover Chacopel fine chalk pencil, edgestitch presser foot

All skill levels. *Requires sewing machine.*

3123 Learn to Sew: Woodland Dopp Kit

Ellie Lum
Klum House Workshop

FRIDAY, 2:00 - 4:30 PM (PST)



This beginner-friendly pouch is such a satisfying make! Not only will you have a durable pouch made with your own two hands, you'll also learn indispensable bag sewing tips like how to work with bag zippers and how to attach leather with rivets the correct way! Your kit includes all the ingredients you need to make this pouch.

\$85 project kit. Pre-cut fabric, ready-to-attach leather, all of the necessary hardware, optional 3/32" drive punch add-on (if you don't already have this tool, add \$12). *Kit fee includes shipping.*

Student supplies. Basic sewing supplies, 1 spool of all-purpose off-white thread, denim size 100 needle, craft clips, fabric marking pencil, 5" x 5" quilting ruler, Chaco Pen Liner or Clover Chacopel fine chalk pencil

All skill levels. *Requires sewing machine.*



If your class calls for **Basic Sewing Supplies**, you should be prepared with the following items:

- fabric & paper scissors
- sewing needles
- seam ripper
- ruler/measuring tape
- thread
- pins/clips
- seam gauge
- pencil & notepad

Optional Extras

- rotary cutter & mat
- ironing station

3124 Appliqué Dreams

Julie Luoma
Off The Wall Quilt

THURSDAY, 11:00 AM - 1:30 PM (PST)
SATURDAY, 2:00 - 4:30 PM (PST)



Learn to make simple, dreamy appliqué wall hangings, pillow coverings, and more from hand-dyed fabric and templates. Choose from horses, manatees, turtles or a cat. The required kit includes ½ yard of hand-dyed ombre fabric and a template set of your choice. You provide batting and backing, and see what simple sewing skills and free motion quilting can do!

\$30 project kit. Template, hand-dyed fabric, fat quarter for backing (no choice of color)

Student supplies. Basic sewing supplies, iron & ironing board/pad, light, sewing machine, 2-sided fusible, 15" x 18" batting, thread that either blends or contrasts with selected fabric

Homework. Press fabric.

All skill levels. *Requires sewing machine.*

3125 Felt a Funky Bookmark

Jennefer Marker
Compass Moon Creations

FRIDAY, 2:00 - 4:30 PM (PST)

Join Jennefer of Compass Moon Creations on this dive into wet wool felting and the amazing patterns and designs you can make! In this class, you will wet felt bookmarks, which are perfect for a special book of yours or as a gift.

\$13 project kit. Felting fiber and supplies, embellishments

Student supplies. Basic sewing supplies, sink, dish soap, work towels, little threads or yarns for embellishments

All skill levels.

3126 How to Make A Felted Wool Dryer Ball

Jennefer Marker
Compass Moon Creations

SATURDAY, 5:00 - 7:30 PM (PST)

Tired of using dryer sheets and harsh fabric softeners? Have you been intrigued by wool dryer balls and want to know how they work? We'll learn how to felt wool dryer balls, and you can try them for yourself while discovering how these simple wool balls decrease static electricity in your dryer and add life to your clothes. Students will make three wool dryer balls in class.

\$10 project kit. Fiber for felting

Student supplies. Dish soap, sink, old sock

All skill levels.

3127 Intro to Needle Felting

Jennefer Marker
Compass Moon Creations

FRIDAY, 8:00 - 10:30 AM (PST)
SUNDAY, 11:00 AM - 1:30 PM (PST)

Jennefer will show students how fun and easy it is to create with wool needle felting, which is turning a pile of wool into creative shapes and artistic designs. This technique uses a special barbed needle. Students will make three small projects, each setting a foundation for the next.

\$20 project kit. Felting needles, foam base, fiber, accessories

Student supplies. Light

All skill levels.

3128 Needle Felting a 3-D Animal

Jennefer Marker
Compass Moon Creations

THURSDAY, 2:00 - 4:30 PM (PST)
SATURDAY, 11:00 AM - 1:30 PM (PST)

Take your needle felting to the next level! Jennefer will teach students how to make a poseable creature or animal. If you know the basics of felting, this is the felting class for you! Students can pick their favorite four-legged or standing animal, and find their own source picture through an internet search.

\$20 project kit. Foam, needle, fiber, accessories

Student supplies. Light

Homework. Come prepared with a picture of what you want to felt! Instructions will be available in session email.

Intermediate.

3129 It's In The Bag

Patty Marty
Baby Lock, USA

FRIDAY, 8:00 - 10:30 AM (PST)

Join this class and learn how to make this cute and stylish bag, all on a serger! Explore a variety of stitches to piece together this fun, scrappy bag. Finish the bag construction using a serger to insert the zipper and complete this one-of-a-kind purse!

\$25 project kit. Fabric for bag, cotton fusible fleece, zipper, handles, project instructions. *Kit fee includes shipping.*

Student supplies. Basic sewing supplies, iron & ironing board or pad, rotary cutter & mat

Homework. Review the owner's manual for your serger (overlock, flatlock, and cover stitch settings).

Intermediate. *Requires serger.*



If your class calls for **Basic Sewing Supplies**, you should be prepared with the following items:

- fabric & paper scissors
- sewing needles
- seam ripper
- ruler/measuring tape
- thread
- pins/clips
- seam gauge
- pencil & notepad

Optional Extras

- rotary cutter & mat
- ironing station

3130 Stacking Block Runner

Patty Marty
Baby Lock, USA

FRIDAY, 2:00 - 4:30 PM (PST)
SUNDAY, 11:00 AM - 1:30 PM (PST)



Do you have a stash of scraps you want to use in a fun and creative way? This table runner project is just for you! Play with decorative thread and learn the best way to piece on your serger for the accurate stitching all quilters desire.

\$25 project kit. Fabric for table runner and backing, cotton fusible fleece, printed project instructions. *Kit fee includes shipping.*

Student supplies. Basic sewing supplies, iron & ironing board/pad, rotary cutter & mat

Homework. Review the owner's manual for your serger (overlock, flatlock, and cover stitch settings).

Intermediate. *Requires serger.*

3131 Soft and Cuddly Baby Blanket

Sheila McKay
McKay Manor Musers

THURSDAY, 5:00 - 7:30 PM (PST)
SATURDAY, 11:00 AM - 1:30 PM (PST)



Learn the tips and tricks to sewing with soft cuddle (Minky) fabrics as you create your own piping and sew it between layers of coordinating fabrics. You can chose from many different fabric styles when you purchase your kit. The finished blanket is 30" x 30"—perfect for newborns, or a trip in the stroller or car seat for toddlers. After this class, you'll be excited to make cuddle fabrics part of your sewing habit!

\$32 project kit. Full pattern, including 6 different baby blankets, fabrics required for the blanket. *Kit fee includes shipping.*

Student supplies. Basic sewing supplies, rotary cutter & mat, grey or tan thread, dessert or dinner plate, marker

Intermediate. *Requires sewing machine.*

3132 Suede Bottom Slippers

Sheila McKay
McKay Manor Musers

FRIDAY, 8:00 - 10:30 AM (PST)
SUNDAY, 11:00 AM - 1:30 PM (PST)



Learn to sew with soft cuddle fabrics as you create a pair of snuggly slippers for you or someone special in your life. Made with only two pattern pieces, these slippers are simple, and you can make them exactly the size to fit your foot, or a child's! Several colors, fabrics and styles to choose from.

\$22 project kit. Pattern with pattern pieces for women's slippers (size 5 to 11), fabric for slippers. *Kit fee includes shipping.*

Student supplies. Basic sewing supplies, light, gray or tan thread, fabric scissors, paper scissors, long pins with big heads or Clover clips

All skill levels. *Requires sewing machine.*

3133 Upcycle Swatch Book Fabrics into a Zipper Pouch

Trish McLaughlin
Trish Stitched

THURSDAY, 5:00 - 7:30 PM (PST)
SATURDAY, 11:00 AM - 1:30 PM (PST)



Swatch books are filled with beautiful fabrics that can be turned into something useful! Turn two coordinating fabric swatches into a small zipper pouch. You'll learn how to make a lined, flat bottom bag with a zipper close.

\$5 project kit. Two coordinating fabric swatches with interfacing, lining fabric, zipper

Student supplies. Basic sewing supplies, iron & ironing board/pad

All skill levels. *Requires sewing machine.*

3134 Traditional Native American Baby Moccasins

Linda McLean
WSU Colville Reservation Extension

THURSDAY, 2:00 - 4:30 PM (PST)
SATURDAY, 5:00 - 7:30 PM (PST)



Learn how to create traditional Native American footwear! You'll make a pair of baby moccasins, and learn about how to draft the pattern for adults, too. This hands-on learning class is taught by a tribal member, who will explain the process for drafting a pattern and creating moccasins. You will learn about one of the many types of Native American footwear used by tribes across the Pacific Northwest. This will be a hand-sewing class, no machine needed.

Student supplies. Basic sewing supplies, Chamois or felted wool (1 1/2 square feet or a fat quarter), Wonder Clips or paper binder clips

Intermediate.

3135 Hexies Hybrid Style—No Paper

Martie Michell
Michell Marketing/From Marti Michell

THURSDAY, 8:00 - 10:30 AM (PST)
SATURDAY, 11:00 AM - 1:30 PM (PST)



Learn a new efficient way to combine rotary cutting, machine and hand-piecing to make everyone's favorite Flower Garden hexagon—no glue and no paper to remove.

\$15 project kit. Pattern with other hexagon layouts, two-piece template set needed for the project

Student supplies. Basic sewing supplies, iron & ironing board/pad, rotary cutter & mat

All skill levels. *Requires sewing machine.*



If your class calls for **Basic Sewing Supplies**, you should be prepared with the following items:

- fabric & paper scissors
- sewing needles
- seam ripper
- ruler/measuring tape
- thread
- pins/clips
- seam gauge
- pencil & notepad

Optional Extras

- rotary cutter & mat
- ironing station

3136 Moyouzashi Sashiko Essentials

Shannon & Jason Mullett-Bowlsby
The Shibaguyz

FRIDAY, 5:00 - 7:30 PM (PST)

Welcome to the fluid lines and complex designs of Moyouzashi sashiko. Join the slow stitching and visible mending movement with this Moyouzashi Sashiko class. Moyouzashi—a version of the sashiko running stitch—is worked in curves or straight lines to create beautiful motifs representing traditional images from Japanese art, such as waves, coins, and repeating geometric patterns. It is a perfect addition to fabric alterations, clothing enhancements, and especially quilting.

\$20 project kit. Sashiko needles, Sashiko thimble, threads, marking pen, fabric, plastic grid, Sashiko charts handout, homework video

Student supplies. Basic sewing supplies

Homework. Watch homework video and follow instructions.

All skill levels.



3139 Quiltbroinery

Coleen Swettman
Brother International

THURSDAY, 8:00 - 10:30 AM (PST)
SATURDAY, 5:00 - 7:30 PM (PST)

Quilting with your embroidery machine is fast and fun. Learn tips to achieve optimal results, and apply what you've learned as you create a quilted fabric basket—stylish storage for any room or project! These handy bags are great to have around the house or use for travel!

Free project kit. Digitized quilt design and pattern

Student supplies. Basic sewing supplies, iron & ironing board/pad, rotary cutter & mat, embroidery hoop (8" x 8" or larger), fabric (different colors of fat quarters), contrasting fabric for binding, foam

Homework. Cut and prepare fabrics for class.

All skill levels. *Requires sewing machine with embroidery unit.*



3137 Hitomezashi Sashiko Essentials

Shannon & Jason Mullett-Bowlsby
The Shibaguyz

THURSDAY, 5:00 - 7:30 PM (PST)
SATURDAY, 8:00 - 10:30 AM (PST)


Sashiko, the Japanese hand-stitching technique for patching and reinforcing fabric, is the hot "new" trend in crafts and fashion. If you've ever wanted to learn to make any of the beautiful geometric patterns found in Hitomezashi Sashiko, this is the class for you. We provide the tools to teach you the most essential Hitomezashi motifs, which you can apply to your own alterations, textile beautification, quilting, and, of course, visible mending.

\$20 project kit. Sashiko needles, Sashiko thimble, threads, marking pen, fabric, plastic grid, Sashiko charts handout, homework video

Student supplies. Basic sewing supplies

Homework. Watch homework video and follow instructions.

All skill levels.



3140 Liberty of London Petite Piping Thread Catcher

Vaune Pierce
Vaune

FRIDAY, 11:00 AM - 1:30 PM (PST)
SUNDAY, 8:00 - 10:30 AM (PST)

Vaune has heard that piping is difficult, time consuming, and scary. The Petite Piping Thread Catcher will show you it isn't so! She will take you through the process of creating and inserting petite piping, from calculating the bias width to attaching to your garment with invisible seams. You'll also learn how to create piping with a finished edge and how to insert piping in the round, with an invisible join and smooth flat seams—no bulk! Easy peasy!

\$21 project kit. All fabrics, interfacing, and piping cord required for class

Student supplies. Basic sewing supplies, iron & ironing board/pad, rotary cutter & mat, 70 Microtex needle, 50 wt. cotton navy thread

Homework. Pre-cutting fabric recommended but not required.

All skill levels. *Requires sewing machine.*



3138 Amazing Appliqué

Tina Bartelmay
Brother International

FRIDAY, 8:00 - 10:30 AM (PST)
SUNDAY, 11:00 AM - 1:30 PM (PST)

Explore different types of appliqué, including raw edge appliqué, decorative stitch appliqué and reverse appliqué as you create this whimsical zippered pouch. All three techniques are done with ease on your embroidery machine.

Student supplies. Basic sewing supplies, iron & ironing board/pad, rotary cutter & mat, embroidery hoop (5" x 7" or larger), several fat quarters in coordinating or contrasting colors, fusible interfacing, stabilizer, 11" nylon coil zipper, threads. Full supply list will be in session email.

Homework. Cut and prepare fabrics for class.

All skill levels. *Requires sewing machine with embroidery unit.*



3141 Perfect Bound Buttonholes

Janet Pray
Islander Sewing Systems

FRIDAY, 11:00 AM - 1:30 PM (PST)
SUNDAY, 8:00 - 10:30 AM (PST)

Learn absolutely every tip that makes for a perfect bound buttonhole! You may have tried other methods only to be discouraged with "wonky" results. Janet's method is simple and foolproof, and she's going to show you how to do it all without pins, no kidding! Bound buttonholes are often reserved for couture, but no longer. After you take this class you'll be excited to add these beautiful additions to your sewing.

\$15 project kit. Pre-cut materials to make sample buttonholes and facing

Student supplies. Basic sewing supplies, iron & ironing board/pad

Homework. Open kit and press if wrinkled.

Intermediate. *Requires sewing machine.*



If your class calls for **Basic Sewing Supplies**, you should be prepared with the following items:

- fabric & paper scissors
- sewing needles
- seam ripper
- ruler/measuring tape
- thread
- pins/clips
- seam gauge
- pencil & notepad

Optional Extras

- rotary cutter & mat
- ironing station

3142 Sewing the Boston Cardigan with *So Sew English*

Jessica Rabbitt
So Sew English



THURSDAY, 5:00 - 7:30 PM (PST)
SATURDAY, 11:00 AM - 1:30 PM (PST)

New to sewing with knits? This is the perfect project to help you dive right in. We will lead you through each step of construction. This gorgeous cardigan is a longline style with cleverly designed large front pockets. You will be amazed by how soft and cozy our fabric is and will complete the class with a garment that you will wear with pride!

\$35 project kit. *So Sew English* Oakley Sweater Knit, link and code to download the Boston Cardigan PDF sewing pattern

Student supplies. Basic sewing supplies, iron & ironing board/pad

Homework. Download, print, and assemble pattern; cut out fabric pieces, including sizing and grading, thread serger for four-thread overlock, and thread sewing machine or coversticher. Full instructions and including video links will be sent in session email.

Intermediate. *Requires serger.*

3143 Dragon Boat Decorations: Magic with Ribbon

Marilyn Romatka
Taproot Folk Arts, LLC



THURSDAY, 11:00 AM - 1:30 PM (PST)
SATURDAY, 2:00 - 4:30 PM (PST)

These geometric gems are a traditional hand-crafted art in China. They are filled with insect-repelling herbs, and hung up during the Dragonboat Festival in the hot fifth month of the lunar calendar. We will be filling our sachets with dried lavender, or whatever other herb the student wishes to use. This is a simple technique that give exquisite results! We will finish two sachets in class

\$24 project kit. Full color handout, two base blanks, spool ribbon, hand-wound rayon strand, two tassels, decorative side pins for two projects

Student supplies. Sewing snips

All skill levels.

3144 Tunisian Crochet Washcloth

Sheila Rolfer
Clover Needlecraft



FRIDAY, 5:00 - 7:30 PM (PST)
SUNDAY, 2:00 - 4:30 PM (PST)

Want your bathroom to feel like a luxury spa? This class uses basic Tunisian crochet stitches to form these attractive and functional washcloths. Learn basic Tunisian technique and start this beginning level project, which may also be applied to hand towels.

\$33.25 project kit. Tunisian crochet hook, cord, stopper. *Kit fee includes shipping.*

Student supplies. Scissors

All skill levels.

3145 Project Speed — Using a 10 Degree Ruler to the Max!

Connie Spurlock
Sew Wonderful Dreams



FRIDAY, 8:00 - 10:30 AM (PST)
SUNDAY, 2:00 - 4:30 PM (PST)

Are those unfinished projects mounting up because you just never have enough time to finish them? Consider a 10 Degree Ruler, which makes projects FUN and FAST. Piece 150 pieces of fabric in an hour and use the fabric for home decor projects, on garments, or make centerpieces, tree skirts and much more. Just using the ruler for its shape will provide you with many speedy projects.

\$42 project kit. Two patterns, one 25" 10-degree green florescent laser cut ruler, fabrics for a 42" table runner. *Kit fee includes shipping.*

Student supplies. Basic sewing supplies, iron & ironing board/pad, rotary cutter & mat, 15" x 45" of Warm and Natural Cotton batting

All skill levels. *Requires sewing machine.*

3146 'Seth's Dinosaurs'— A Fusible Appliqué Project

Connie Spurlock
Sew Wonderful Dreams



FRIDAY, 2:00 - 4:30 PM (PST)
SUNDAY, 8:00 - 10:30 AM (PST)

You will find it a delightful challenge to bring these dinosaurs to life. Twelve quilt blocks are the background for these characters from the past. Learn easy fusible appliqué techniques, how to choose fusible, how to enlarge and reduce designs, and how to reverse patterns. The wonderful part of this beautiful quilt is the colorful decorator dinosaur fabric for both blocks and borders from *Hi Fashion Fabrics*. Using an appliqué pressing sheet for assembly makes this literally child's play. The kit includes all the materials students need to make four blocks in class, including fusibles and appliqués.

\$47 project kit. Pattern, all materials needed to make four blocks in class, extra materials for more blocks. *Kit fee includes shipping.*

Student supplies. Basic sewing supplies, iron & ironing board/pad, rotary cutter & mat/ruler, appliqué pressing sheet, Sharpie-style pen. Optional: Assorted batiks (can be scraps) for the remaining dinosaur appliqués

Homework. Assemble background for appliqué.

All skill levels. *Requires sewing machine.*

3147 Legal Nuts and Bolts of Selling Online

Kiffanie Stahle
the artist's J.D. LLC



THURSDAY, 8:00 - 10:30 AM (PST)

Selling online? Then you'll want to make sure your online shop is on the legal up and up. You'll leave this class knowing how to navigate the sales tax minefield, what you need to do to use your customer's online reviews, how to ship orders so you don't land in hot water, and when you need to care about Prop. 65, a California law relevant to many creative businesses. Kiffanie Stahle is "the artist's J.D."—an attorney and creative entrepreneur herself, who focuses on helping creative business owners understand and add ease to the legalese.

All skill levels.



If your class calls for **Basic Sewing Supplies**, you should be prepared with the following items:

- fabric & paper scissors
- sewing needles
- seam ripper
- ruler/measuring tape
- thread
- pins/clips
- seam gauge
- pencil & notepad


Optional Extras

- rotary cutter & mat
- ironing station

3148 Let's Make an Ankara (African Wax Print) Clutch Bag

Monica Tetteh
That's Sew Monica

THURSDAY, 11:00 AM - 1:30 PM (PST)
SATURDAY, 11:00 AM - 1:30 PM (PST)



Do you enjoy sewing with prints? We will sew a beautiful Ankara print bag that is vibrant and adds just the pop of color needed to make any look stand out. The Ankara Clutch bag features a vibrant African wax print, exposed zipper and matching lining.

\$35 project kit. Zipper, fabric, lining, interfacing. *Kit fee includes shipping.*

Student supplies. Basic sewing supplies, iron & ironing board/pad, thread

All skill levels. *Requires sewing machine.*

3149 Skinny Mini Jeans

Connie Tkach
The Sewing Project Sewing School

FRIDAY, 5:00 - 7:30 PM (PST)
SATURDAY, 8:00 - 10:30 AM (PST)



Learn jeans techniques while sewing a pair of skinny jeans in miniature. This pair will fit an 18" doll with one of *Liberty Jane's* patterns. *Liberty Jane's* patterns are real-life styles, to doll scale! You will learn how to sew yoke front pockets, back pockets, top stitching, and many more fun denim details—many of them just like the jeans you'd make for yourself. Get inspiration and ideas to make these designer with distressing, faux rivets, and more!

Free project kit. Pattern

Student supplies. Basic sewing supplies, iron & ironing board/pad, light, fabric, embellishments, complete supply list and homework will be in session email.

Homework. Download pattern, cut pattern pieces in chosen fabric, cut elastic to correct length.

All skill levels. *Requires sewing machine.*

3150 Whale Tale Pillow

Sue Wachter
Local Art Class

FRIDAY, 5:00 - 7:30 PM (PST)



No room on the wall for another painting? Using a lightweight canvas, you will transform pillows into art. In this class, you'll paint a whale tail design that can be quickly sewn into a pillow cover, with only two seams to add to your décor. Your sofa or chair will become another place to display your creativity.

\$25 project kit. Acrylic paints, precut and prepared canvas for two pillows. *Kit fee includes shipping.*

Student supplies. ¾" bristle brush (craft), round brush (#6-#10 recommended)

All skill levels.

3151 Using the Correct Needles & Thread for Hand Sewing

Eloise Wagers
Clover Needlecraft

THURSDAY, 8:00 - 10:30 AM (PST)
SATURDAY, 2:00 - 4:30 PM (PST)

There is something gratifying and relaxing about hand stitching! Enjoy this hands-on class for selecting correct needle and thread for hems, buttonholes, quilting, embroidery, and beading. This class is for anyone who wants to learn or relearn some basic hand stitches to enhance your projects. You will make samples to take for future reference.

\$20.75 project kit. Thimble, pins, hand sewing needles, Wonder Clips, thread, fabric swatches

Student supplies. Basic sewing supplies

All skill levels.

3152 Correcting Common Fit Challenges

Katrina Walker
Katrina Walker LLC

FRIDAY, 8:00 - 10:30 AM (PST)
SUNDAY, 2:00 - 4:30 PM (PST)



Full bust? Sway back? Collars choking you? There are many common challenges that sewists face when fitting a garment. In this class you will learn the Palmer/Pletsch method to identify and correct the most common challenges. Then, students will practice making these corrections using half-scale pattern pieces.

\$5 project kit. Printable educational materials, practice patterns for use in class

Student supplies. Pencil, ½" clear tape, clear ruler, pins, pinnable work area, table, light

Homework. Review resource materials list in session email.

Intermediate.

3153 How to Thread Your Serger

Katrina Walker
Katrina Walker LLC

FRIDAY, 2:00 - 4:30 PM (PST)
SUNDAY, 8:00 - 10:30 AM (PST)



Afraid of your serger? Not sure where to begin? This class is for YOU. In this class you will watch close-up in real time as a serger is threaded. Katrina Walker—author of *A Field Guide: Serger 101*—will demonstrate threading on four-thread, five-thread (coverlock), and air threading sergers. This class is appropriate for all brands—have your serger manual handy as a reference.

Homework. Review serger manual and keep it nearby.

All skill levels. *Requires serger.*



If your class calls for **Basic Sewing Supplies**, you should be prepared with the following items:

- fabric & paper scissors
- sewing needles
- seam ripper
- ruler/measuring tape
- thread
- pins/clips
- seam gauge
- pencil & notepad

Optional Extras

- rotary cutter & mat
- ironing station

3154 Pretty Necklines for Knits

Katrina Walker
Katrina Walker LLC



SATURDAY, 8:00 - 10:30 AM (PST)

Make your next T-shirt not-so-basic with one of these pretty neckline finishes! You will learn a variety of beautiful, professional-looking techniques that are easy to create with a serger or regular sewing machine. Both round and v-neck treatments will be taught. Create your own technique samples using the provided pattern templates and notebook. This is a great class for dressing up your casual wardrobe!

\$5 project kit. Pattern templates for samples, reference materials including written instructions, suggested patterns, supplies (with links for sourcing them), and more

Student supplies. Basic sewing supplies, glue stick, assorted optional notions, iron & ironing board/pad

All skill levels. *Requires sewing machine or serger.*

3155 Serging a Quick and Easy Tee

Katrina Walker
Katrina Walker LLC



THURSDAY, 5:00 - 7:30 PM (PST)
SATURDAY, 2:00 - 4:30 PM (PST)

Learn the flat construction method—the fastest and easiest way to construct a T-shirt. You will learn step-by-step how to create a T-shirt from start to finish. You’ll be amazed at how simple it really is! Students will be emailed a resource list for suggested patterns, notions, and tools. You can make a T-shirt along with Katrina during class or watch the class and make your new favorite shirt later! Note: This class can be sewn with a sewing machine, although the class will be taught using a serger.

Student supplies. Basic sewing supplies, iron & ironing board/pad, serger, glue stick (optional), fabric for T-shirt (optional)

Homework. Pre-cut T-shirt fabric (optional).

All skill levels. *Requires sewing machine or serger.*

3156 Make the “Wrap & Go” Coat/Jacket/Top

Anne Whalley
Anne Whalley



THURSDAY, 2:00 - 4:30 PM (PST)
SATURDAY, 5:00 - 7:30 PM (PST)

Make your own version of Anne’s Wrap & Go Jacket/Coat/Top with your choice of fabric. Using flat felled seams, double turned hems and straight stitch, you’ll learn how to incorporate the selvage into your design! You will love this versatile pattern and will want to make it again and again to finish every outfit. Perfect for spring, summer, fall or winter. This pattern is addictive and will be a great addition to your wardrobe.

\$20 project kit. “Wrap & Go” Coat/Jacket/Top pattern, tips & suggestions for variations

Student supplies. Basic sewing supplies, iron & ironing board/pad, woven non-stretch fabric, such as linen/cotton, rayon, Viscose, or denim

Homework. Complete instructions will be provided in session email.

Intermediate. *Requires sewing machine.*

If your class calls for **Basic Sewing Supplies**, you should be prepared with the following items:

- fabric & paper scissors
- sewing needles
- seam ripper
- ruler/measuring tape
- thread
- pins/clips
- seam gauge
- pencil & notepad

Optional Extras

- rotary cutter & mat
- ironing station

Four Needle Classes

Four Needle classes are an immersive hands-on experience! Students will learn a comprehensive technique or skill by completing a project or detailed sample. Classes may require students have a sewing machine or serger, or they may focus on handwork, such as fitting, beading, hand-sewing, or another applied technique. Some classes may require homework before Expo to ensure students are ready for success. Please note the kit and supply list, and tune into class with all of your required tools ready to go! Registered attendees for each class will have access to class recordings for a limited time after Virtual Expo. *Registration for classes that require kits closes Feb. 2.*

4 hours

\$50

Advance registration required.

Four Needle Classes

4101 Flowermania English Paper Piecing

Mathew Boudreaux
Mister Domestic

WEDNESDAY, 1:00 - 5:00 PM (PST)

Come learn English Paper Piecing with Mister Domestic! He'll walk you through tips and tricks of this portable and super fun sewing technique as you stitch up your own flowers from his Flowermania Quilt Pattern.

\$15 project kit. English Paper Piecing papers for three flowers & pattern

Student supplies. Basic sewing supplies

Homework. Pick out quilting cotton fabrics.

Intermediate.



4102 Tumbling Blocks Weave

Mathew Boudreaux
Mister Domestic

SUNDAY, 8:00 AM - 12:00 PM (PST)


Fabric weaving is basically the coolest thing that you can do with fabric. Weaving takes fabric play to a whole new level and the process is much easier than you'd think. It's basically fabric magic that can be used in pillows, bags, clothes, quilts and much more. Mister Domestic will show you how to make this awesome technique part of your fabric repertoire!

\$20 project kit. Weftly Needle and pattern

Student supplies. Foam board, fusible interfacing, Weftly Needle, lots of pins

Homework. Prepare strips before class. Full instructions will be in session email.

All skill levels.



4103 The Caprice Organizer

Pamela Damour
The Decorating Diva

WEDNESDAY, 1:00 - 5:00 PM (PST)

Learn to make this clever organizer, which opens to show five clear vinyl pouches to hold anything you desire. It can be a great sewing kit, travel organizer, craft bag, or anything you can imagine! It folds neatly into a smart-looking bag. The handles are designed to hang on a door or hook, and Velcro™ allows the pouches to be removed and rearranged.

\$30 project kit. Pattern, vinyl, hardware, all stabilizers

Student supplies. Basic sewing supplies, iron & ironing board/pad, rotary cutter & mat, fabric, Velcro™, quilting cotton, ten 2 1/2" x 3/4" Velcro™ strips, five 9" home decor zippers

Homework. Fabric and vinyl cut according to the pattern. Full instructions will be in session email.

Intermediate. Requires sewing machine.



If your class calls for **Basic Sewing Supplies**, you should be prepared with the following items:

- fabric & paper scissors
- sewing needles
- seam ripper
- ruler/measuring tape
- thread
- pins/clips
- seam gauge
- pencil & notepad

Optional Extras

- rotary cutter & mat
- ironing station

4104 The Victorian Sewing Box

Pamela Damour
The Decorating Diva

WEDNESDAY, 8:00 AM - 12:00 PM (PST)

Inspired from days gone by, when ladies would sit by the fire sewing by hand. Learn how to make this crafty sewing box. When the lid is removed, it opens like a flower, exposing “petals” that will hold a variety of sewing notions. Let Pam show you a few variations to make this project your own. You supply two pieces of coordinating fabric and the rest comes in your kit. No machine? No problem! This box can also be made by hand.



\$35 project kit. Stabilizers, satin elastic

Student supplies. Basic sewing supplies, iron & ironing board/pad, rotary cutter & mat, ½ yard each of two coordinating fabrics, glue gun, glue sticks, ½ yard of matching ribbon or ric-rac, size 100 denim needle. Optional: permanent double-stick tape

Homework. Cut all stabilizer and fabric pieces according to the pattern.

All skill levels. *Sewing machine recommended, but optional.*

4105 Featherweight Spa Day

Darlene Girton
Featherweight Doctor

WEDNESDAY, 1:00 - 5:00 PM (PST)

We all love spa days! This one is for your sewing machine. If you have a Vintage Singer 221 and you are interested in learning how to service your machine yourself, this is the class for you! One of the best parts of a Featherweight 221 or 222 is the ease of maintaining without a technician. You will learn the proper way to clean, oil and grease your vintage stitcher to keep her running well.



\$65 project kit. Oil drip pan liner, sewing machine oil, engine grease, spool pin spring/felt disk, bed cushions, belt, lint brush, bobbin tension meter, LED bulb. *Kit fee includes shipping.*

Student supplies. Basic sewing supplies, portable light, apron, rag towel, microfiber cloth, screwdrivers (flat head), Singer Featherweight 221 or 222 sewing machine

All skill levels. *Requires Singer Featherweight 221 or 222 sewing machine.*

4106 Beyond the Basics in Free Motion Quilting

Jane Hauprich
Stitch By Stitch Custom Quilting

WEDNESDAY, 8:00 AM - 12:00 PM (PST)

If you have beginner’s experience with free motion quilting, then it is time to continue your free motion journey and learn more designs to make your quilt tops come to life. Don’t let the name scare you! You will leave this class with more fun designs and ideas to change up basic designs for more zing!



Student supplies. Basic sewing supplies, free motion ruler foot, fabric marking utensil, 3-4 fabric sandwiches using solid cotton on top, batting and backing, contrasting thread to fabric.

Homework. Baste fabric sandwiches using your preferred method.

Intermediate. *Requires sewing machine.*

4107 Cadence Top Sew-a-Long

Lindsey Johns
Inside the Hem

WEDNESDAY, 8:00 AM - 12:00 PM (PST)

Get the ultimate keepsake from your Virtual Expo experience—an actual garment sewn by you! You will learn how to sew the special Cadence top pattern from *Love Notions* from start to finish, with guided instruction every step of the way. Whether you’ve sewn a few masks, are more of a quilter, or have primarily mended, it’s time to start making clothes for yourself! There’s no better way than with live instruction. Get ready to up your selfish sewing game!



\$12 project kit. Love Notions “Cadence” blouse pattern

Student supplies. Basic sewing supplies, iron & ironing board/pad, rotary cutter & mat, fabric for shirt (recommended fabrics from *Style Maker Fabrics* will be sent in session email)

Homework. Pre-wash and cut fabric to size as identified in the pattern.

All skill levels. *Requires sewing machine.*

4108 Creating Woven Embellishment for the Daisy Hobo Bag

Cheryl Kuczek
Paradiso Designs

SATURDAY, 8:00 AM - 12:00 PM (PST)

We will use lightweight denim as a backdrop to create our own woven textile, which will then be used to create the Daisy Hobo Bag. We’ll focus on designing, cutting and weaving your textiles, then sewing to secure the weaving. The kit includes everything you need to finish the exterior of the Daisy Hobo!



\$49 project kit. Denim panels, fabric to weave, fleece stabilizer, tabs, bottom, strap, bottom hard interfacing, woven tutorial guide, Paradiso Daisy Hobo sewing pattern. *Kit fee includes shipping.*

Student supplies. Basic sewing supplies

All skill levels. *Requires sewing machine.*

4109 Enchantress Bracelet

Amy Loh Kupser
i-bead.com / i-stitch.com

WEDNESDAY, 1:00 - 5:00 PM (PST)

This bracelet evokes elegance and fairy tales at the same time with sparkling crystals and lustrous pearls. You will work with Seed Beads, Fire Polish Crystals, Czech Glass Pearls and Czech Two Hole Twins. All supplies are included in the kit, and you can choose from four beautiful colorways. If you’ve never beaded before or want to go to the next level, this is the project for you!



\$42 project kit. Detailed instructions, all beads for the bracelet, bar clasp, beading mat, Silamide, size 10 beading needle, big eye needle. Makes up to a 9 ½” bracelet.

Student supplies. Portable light, beeswax, thread scissors, readers or magnifier if used for close work

Homework. Read through pattern once and familiarize yourself with bead key abbreviations and kit contents.

All skill levels.



If your class calls for **Basic Sewing Supplies**, you should be prepared with the following items:

- fabric & paper scissors
- sewing needles
- seam ripper
- ruler/measuring tape
- thread
- pins/clips
- seam gauge
- pencil & notepad

Optional Extras

- rotary cutter & mat
- ironing station

4110 A TempLee Quilted Medallion

Donelle McAdams
SEW BIZ Inc.

WEDNESDAY, 8:00 AM - 12:00 PM (PST)

This project is sure to please! You will fall in love with the results of using Template Quilting with a second layer of 'peeker' fabric. After quilting the design, we will use embroidery snips to cut away parts of the design to expose a second layer of fabric. It looks difficult but it is "Oh, sew easy!" Prepare to be hooked on template quilting after completing this project.

\$55 project kit. Project fabric, batting, Heat 'n Bond Lite, thread, Template COQ SP #18 - 11.5", instructions

Student supplies. Basic sewing supplies, iron & ironing board/pad, rotary cutter & mat, #90 top stitch needle, rulerwork foot, Westalee Design Sampler Set 1, glider, spacing gauge, 8 Point Crosshair Square, 4 3/4" Snip-EZE Embroidery Snips

Homework. Machine set for rulerwork, including foot attached. Bobbin wound with thread included in the kit.

Intermediate. *Requires sewing machine.*



4111 From Thread to Lace

Carol Mesimer
Clover Needlecraft

WEDNESDAY, 8:00 AM - 12:00 PM (PST)

Taking the mystery out of tatting is easier than you imagined. There's only one two-step knot used to make this intricate lacework. Students will learn how to make chains, rings and read modern patterns.

\$13.75 project kit. Tatting shuttle, thread. *Kit fee includes shipping.*

Student supplies. Basic sewing supplies

All skill levels.



4112 Vintage Windmill

Krista Moser
Krista Moser, the Quilted Life

WEDNESDAY, 1:00 - 5:00 PM (PST)

Learn all the tips and tricks for cutting and piecing diamonds and triangles in an easy, fast, and precise way. If you have been wanting to break out of the same old quilting routine and try something different, Krista will inspire confidence and equip you with new techniques. Learn how to work with bias edges and arrange colors like a pro!

\$30 project kit. Vintage Windmill pattern, Creative Grids 60-degree diamond mini ruler

Student supplies. Basic sewing supplies, mini iron & ironing pad, rotary cutter & mat

Intermediate. *Requires sewing machine.*



4113 Improv FABric Bag

Shannon & Jason Mullett-Bowlsby
The Shibaguyz

SUNDAY, 1:00 - 5:00 PM (PST)

Break the barriers of pre-determined pieces and create FAB abstract fabrics! Let's let go of the templates and exacting pattern pieces and start creating with one simple shape to build a one-of-a-kind abstract fabric panel (that you can also use for quilt tops, garments, or even works of art). No experience necessary! If you have a basic machine, random fabric, and thread, we will have you creating your own bag from your own improv fabric in no time at all!

No project kit. Optional Shiba Snacks available for purchase.

Student supplies. Basic sewing supplies, iron & ironing board/pad, light, rotary cutter & mat, scrap fabric in quilting cotton or garment cotton (fat quarters, layer cakes, jelly rolls, and other fabric bundles work well)

Homework. Cut 28" x 13" fabric base for bag from light to medium muslin or quilting cotton.

All skill levels. *Requires sewing machine.*



4114 Scrappy Wonky Quilt Blocks

Shannon & Jason Mullett-Bowlsby
The Shibaguyz

WEDNESDAY, 8:00 AM - 12:00 PM (PST)

Abandon all quilt templates ye who enter here, and enter a magical world of wild abandon where we sew using our eyes and decision making skills instead of store-bought patterns. In this class, we will teach you to develop your critical eye and the fuzzy logic skills necessary to create your own contemporary abstractions of iconic quilt blocks. Learn how much fun it is to sit down and create a quilt block with no written pattern.

No project kit. Optional Shiba Snacks available for purchase.

Student supplies. Basic sewing supplies, iron & ironing board/pad, light, rotary cutter & mat, scrap fabric in quilting cotton (fat quarters, layer cakes, jelly rolls, and other fabric bundles work well)

All skill levels. *Requires sewing machine.*



4115 The Boro and Sashiko Pillow

Shannon & Jason Mullett-Bowlsby
The Shibaguyz

WEDNESDAY, 1:00 - 5:00 PM (PST)

Even beginning stitchers can learn traditional Japanese mending and patchwork techniques in this class. Using recycle, repair, and rework textiles, boro patchwork and the associated sashiko stitching can create gorgeous home decor. Join the Shibaguyz as they walk you through taking a pile of scrap fabric and turn it into a FAB pillow. Your sewing machine is not required, but will make putting together the pillow just that much easier.

\$20 project kit. Aurifil 12 wt. thread (2 colors), glue stick, Sashiko needles, Sashiko thimble, Wonder Clips, practice fabric, plastic grid, pillow base fabric

Student supplies. Basic sewing supplies, iron & ironing board/pad, light

All skill levels. *Requires sewing machine.*



If your class calls for **Basic Sewing Supplies**, you should be prepared with the following items:

- fabric & paper scissors
- sewing needles
- seam ripper
- ruler/measuring tape
- thread
- pins/clips
- seam gauge
- pencil & notepad

Optional Extras

- rotary cutter & mat
- ironing station

4116 Make Your Own Bralette

Monica O'Rourke Bravo
BravoBella

SATURDAY, 1:00 - 5:00 PM (PST)



Bralettes are fun, easy, and comfortable - and you can make them supportive in your exact size, too! We will use the Sweet Sixteen Bralette pattern to make a soft, stylish bralette, for sleep or any time you'd like to take it down a notch. The typical ready to wear bralette is only available in smaller sizes, but this pattern has 72 unique size combinations, making it the perfect garment for any lingerie drawer.

\$49 project kit. Sweet 16 Bralette pattern, all fabric, elastic and supplies needed for project

Student supplies. Basic sewing supplies, iron & ironing board/pad, sewing machine, tracing paper, 100% polyester thread

Homework. Measure, select a size, and trace pattern. Do not cut until class.

All skill levels. *Requires sewing machine.*

4117 Sew For You: Panties

Monica O'Rourke Bravo
BravoBella

WEDNESDAY, 1:00 - 5:00 PM (PST)



Every girl needs a pair of panties to match their bra! Learn how to use an existing bikini, hipster, or brief pattern to fit your unique shape! Once you have your pattern you will cut out and sew them, learning techniques for sewing knits and elastics.

\$42 project kit. BravoBottoms #1 pattern, all fabric, elastic and supplies needed for project. (Small size kit is \$30.)

Student supplies. Basic sewing supplies, iron & ironing board/pad, tracing paper, 100% polyester thread

All skill levels. *Requires sewing machine.*

4118 No Pins, No Basting, No Kidding!

Janet Pray
Islander Sewing Systems

WEDNESDAY, 1:00 - 5:00 PM (PST)

This class is for today's sewer who wants quality construction techniques without all the extra work! If you like to sew, after learning these techniques you will love to sew! Sew faster and better with techniques from the garment industry, adapted for home sewing, including proper seam allowances, handling fabric without pins, flat felled seams, pockets, and a zipper. Janet will demonstrate techniques for you to repeat. Your enthusiasm will soar, and your sewing will improve!

\$20 project kit. All precut samples, zippers, interfacing


Student supplies. Basic sewing supplies, iron & ironing board/pad

All skill levels. *Requires sewing machine.*

4119 Temari: Japanese Thread Balls

Marilyn Romatka
Taproot Folk Arts, LLC

WEDNESDAY, 8:00 AM - 12:00 PM (PST)



Temari balls are exquisitely wound and embroidered gems that are given in Japan as a very special gift to a loved one on an auspicious occasion. Easy to learn at a beginner's level, the intrigued student can follow the craft up many layers of complexity, and never become bored. It has achieved the proud level of an art form.

\$20 project kit. Full color handout, winding bases, both coarse and fine, all stitching strands (pearle and metallics), Temari needle, division tool

Student supplies. One cone of cotton or poly/cotton sewing thread in a favorite color, sewing snips, six straight pins, one normal sewing needle

All skill levels.

4120 Viking Knitting: Trichinopoly on a Dowel

Marilyn Romatka
Taproot Folk Arts, LLC

WEDNESDAY, 1:00 - 5:00 PM (PST)



Also called "Viking Chain Netting," this jewelry technique is done with neither knitting needles nor a loom, but instead with thin wire on a stick! Examples of these chains have been found in various archeological sites in Scandinavia dating back to the 8th century A.D. The chain looks exquisite and complicated, but the process is simple and straightforward.

\$38 project kit. All wire (many colors available), bending mandrel, full color handout, end caps, closure findings, reusable hand crafted wooden draw-plate


Student supplies. Jewelry pliers, needle nose pliers, wire snips

All skill levels.

4121 Easy Fit and Sew Yoga Pants

Jennifer Stern-Hasemann
J Stern Designs

WEDNESDAY, 8:00 AM - 12:00 PM (PST)



A great pair of yoga pants are worth their weight in gold. In this class, you'll learn how to make simple fit adjustments to the one-piece leg pattern piece, then learn how to cut out and sew them together. You'll leave class with a finished pair of yoga pants (you pick the size from 2XS-3XL, and grading is easy!), comfy whether you're going to hit the mat or the couch. You can make these pants with a sewing machine or serger.

\$35 project kit. Black performance sports knit, Easy Fit and Sew Yoga Pants pattern, fit guide

Student supplies. Basic sewing supplies, rotary cutter & mat

All skill levels. *Requires sewing machine or serger.*



If your class calls for **Basic Sewing Supplies**, you should be prepared with the following items:

- fabric & paper scissors
- sewing needles
- seam ripper
- ruler/measuring tape
- thread
- pins/clips
- seam gauge
- pencil & notepad

Optional Extras

- rotary cutter & mat
- ironing station

4122 The Ultimate Stabilizer Class

Michelle Umlauf

WEDNESDAY, 8:00 AM - 12:00 PM (PST)

How would you like to learn the secret to selecting the absolute best stabilizer for your next sewing, quilting, embroidery or serging project? Or, if you already have a collection of stabilizers and you don't know what they are or what to do with them, this class is for you! Michelle will share the secrets that helped her learn and master Sulky's 17 different stabilizers. During the class, you will handle each stabilizer as you make an invaluable reference notebook. Stabilizers aren't just for machine embroidery, and they can help take your sewing projects to the next level.

\$9.99 project kit. Sulky Stabilizer Sampler Package

Student supplies. 1.5-inch or 2-inch 3-Ring binder; 3-Hole punch; stapler; notebook; pen; colored paper (individual sheets sold at office supply and craft stores): 1 sheet red, 6 sheets purple, 6 sheets blue, 4 sheets green

All skill levels.



4124 Serger Essentials: Master the Basics & Beyond

Gail Yellen

Gail Patrice Design

WEDNESDAY, 1:00 - 5:00 PM (PST)

Whether you're a novice or experienced serger, this comprehensive, hands-on overlock workshop is great for learning and perfecting all of your serger's stitches. Challenged by curves and corners? You'll be a pro in no time. What makes the edge of a rolled hem roll? How do you prevent stretching the seam on your knit garments? Is differential feed a mystery? Not anymore! Learn how to fine tune and customize serger stitches for utility and decorative techniques.

\$25 project kit. All fabrics, elastic, ribbing, handout. *Kit fee includes shipping (within the U.S.)*

Student supplies. Basic sewing supplies

All skill levels. *Requires serger.*



4123 Coverstitch Workshop

Gail Yellen

Gail Patrice Design

WEDNESDAY, 8:00 AM - 12:00 PM (PST)


The cover stitch isn't just for hemming. You'll insert a zipper, create an amazing flat fell seam, finish an unbound neckline and finish stitching "in the round" without losing one single stitch. When you stitch over side seams, is your cover stitching wonky and are the stitches microscopic? You'll learn an easy solution for a perfect "over the hump" cover stitch. I'll show you how to use your fabric guide for a perfect hem. Thread up and let's coverstitch!

\$29 project kit. Fabrics fully prepared for each technique, zipper, handout. *Kit fee includes shipping (within the U.S.)*

Student supplies. Basic sewing supplies, iron & ironing board/pad, serger

Homework. Download and print handout. Link will be provided in session email.

Intermediate. *Requires serger with coverstitch function.*



If your class calls for **Basic Sewing Supplies**, you should be prepared with the following items:

- fabric & paper scissors
- sewing needles
- seam ripper
- ruler/measuring tape
- thread
- pins/clips
- seam gauge
- pencil & notepad

Optional Extras

- rotary cutter & mat
- ironing station

Free Stage

The Free Stage is a chance to take a break, to learn, and be inspired. Presenters will share easy tips and products to make your sewing life easier. You can also enjoy trunk shows sure to spark new ideas on your must-sew project list. All Free Stage classes will be recorded and will remain available for a limited time after Virtual Expo.

45 minutes

Free



Daily Door Prize Drawing

WEDNESDAY - SUNDAY, 12:00 PM (PST)

Join us on in the Free Stage each day of Virtual Expo as we select a lucky winner. Saturday *only* there will be a live giveaway with Linda Pacini of Babylock USA, and our partners at Issaquah Sewing & Vacuum! You may win a Baby Lock Flourish II embroidery machine. This machine is packed with user-friendly features and is powered by Baby Lock IQ Technology. Your embroidery skills will thrive like never before! More information on the Door Prize Drawings is available on page 5 of the catalog.

Rulerwork Tips for Any Machine

Kate Quinn

Quality Sewing & Vacuum

WEDNESDAY, 9:00 - 9:45 AM (PST)

THURSDAY, 6:00 - 6:45 PM (PST)

Finish your quilts with beautiful quilting on your home machine. Learn tips and techniques for quilting with a ruler foot and quilting templates. See how rulerwork quilting can be done on any machine.

Bra Makers Q&A

Monica O'Rourke Bravo

BravoBella

SATURDAY, 12:00 - 12:45 PM (PST)

Are you a bra maker with a burning question regarding fit, construction, fabrics, patterns, or any other aspect of making beautiful bras? Join Monica for a live Q&A session to ask your question and listen in on real solutions to some of the most perplexing issues when it comes to making well-fitting, fabulous bras!

Sew Distinctive Part 1:

Transforming Your Stash into Clothes that Fit your Curves and Your Lifestyle

Rae Cumbie

Fit for Art Patterns

WEDNESDAY, 2:00 - 2:45 PM (PST)

FRIDAY, 2:00 - 2:45 PM (PST)

Fun and functional clothing made by you combines beloved fabric and your favorites styles. This trunk show and demonstration will help you discover the garments just waiting in your fabric collection. Whether you have fine fabrics, vintage linens or cotton scraps, see ways to combine several fabrics into distinctive clothing creations using a few versatile core patterns.

Sew Distinctive Part 2:

Transforming Your Stash into Clothes that Fit your Curves and Your Lifestyle

Rae Cumbie

Fit for Art Patterns

WEDNESDAY, 3:00 - 3:45 PM (PST)

FRIDAY, 3:00 - 3:45 PM (PST)

Take a close look at making shirts by combining textured fabrics in the same color or complex wearable art creations with diverse fabric combinations and surface design. Consider mixing knits, too. You'll see groups of fabrics come together, how slight color distinctions are managed and how diverse fabrics are equalized for garment success.

Running with Scissors & Your Essential Notions

Pamela Damour
The Decorating Diva

FRIDAY, 9:00 - 9:45 AM (PST)
SUNDAY, 3:00 - 3:45 PM (PST)

With so many types of scissors, shears, rotary cutters and other notions, it's often hard to decide what you need in your sewing box, and without someone showing you how to use them, what do you choose? Join Pam as she demonstrates several brands of scissors, rotary cutters, and other sewing notions she considers essential.

Embroidery Stabilizer Tips & Tricks

Shinae Farrar, Floriani
Quality Sewing & Vacuum

SATURDAY, 1:00 - 1:45 PM (PST)

To get great embroidery results every time, you must begin with proper stabilization. This class will offer information on what type and how much stabilizer should be used for each type of fabric or project. Learn the tips and tricks used by the professionals and change the way you embroider forever!

Tips for Successful Rotary Cutting

Shinae Farrar, Floriani
Quality Sewing & Vacuum

THURSDAY, 10:00 - 10:45 AM (PST)

Learn tips for making your rotary cutting more successfully. Clean accurate cuts and ergonomics is the key to successful rotary cutting. Plus learn about other tools that will improve your quilting process. Just a few tools can make anyone's quilting hobby more enjoyable!

Start Your Own Embroidery Business

Reva Flood
Quality Sewing & Vacuum

WEDNESDAY, 10:00 - 10:45 AM (PST)
FRIDAY, 12:00 - 12:45 PM (PST)

Turn what you enjoy into a profitable venture! Have you ever wanted to own your own business and love embroidery? In this class, you'll learn ways to maximize the earning potential of your embroidery machine.

Longing for a Longarm?

Denise Schober
Quality Sewing & Vacuum

THURSDAY, 9:00 - 9:45 AM (PST)

Do you have quilt tops waiting to be quilted? Interested in seeing if a longarm machine will be a good fit for your quilting style? Learn about the benefits of longarm quilting. Whether you are interested in starting a business or are a dedicated quilting hobbyist looking for a faster way to quilt your projects, this class is a must!

The Singer Featherweight Renaissance

Darlene Girton
The Featherweight Doctor

THURSDAY, 8:00 - 8:45 AM (PST)
SATURDAY, 8:00 - 8:45 AM (PST)

Darlene will walk you through the fascinating history of the Singer Featherweight! These magnificent machines are still wildly popular 87 years after they first rolled off the assembly line, and this is your chance to learn what they can add to your sewing world. Get Featherweight facts and more!

Grab n' Go – Portable Compact Sewing

Lois Hallock
Your Perfect Quilting Space

WEDNESDAY, 11:00 - 11:45 PM (PST)
THURSDAY, 2:00 - 2:45 PM (PST)

Take advantage of distraction-free sewing to improve your focus and expand your creativity. Set up a temporary sewing space at a friend's house, vacation cabin, recreational vehicle, or in the corner of any room in your house, using these compact new tools and storage techniques to ensure your successful sewing day. Set up in an instant and pack away just as fast!

Change Your Life with an Air Threading Serger

Kayleigh Johnson
Quality Sewing & Vacuum

FRIDAY, 5:00 - 5:45 PM (PST)

Do you have a serger that you fight with? Learn why air threading sergers are so much easier to use. Kayleigh Johnson from *Quality Sewing & Vacuum* will share serging tips and explain why an air threading serger is so beneficial.

Hooping Solutions for Machine Embroidery

Ashley Jones, DIME
Quality Sewing & Vacuum

SATURDAY, 9:00 - 9:45 AM (PST)

Knowing the best way to hoop for each project can be challenging. Do you ever fight with your embroidery hoop when hooping difficult materials? This is the class for you. Learn how to hoop all different types of materials with ease for any machine embroidery project.

Tips on Buying a New Sewing, Quilting or Embroidery Machine

Carmen LaPonte
Quality Sewing & Vacuum

THURSDAY, 11:00 - 11:45 AM (PST)
SATURDAY, 11:00 - 11:45 AM (PST)

There are so many new sewing, quilting and embroidery machines on the market today. Where do you start when you know you want a new machine, but aren't sure what you want the machine to do? Join Carmen LaPonte from Quality Sewing Centers as she shares tips on what to look for in a new machine and how to decide if the machine is right for you. You'll also learn about the many new features on sewing machines today and how they can make your sewing easier and more fun.

Fashion Parade of Garments: Concept to Completion

Susan Lazear
Cochenille Design Studio

FRIDAY, 10:00 - 10:45 AM (PST)
SUNDAY, 11:00 - 11:45 AM (PST)

Susan Lazear and Cochenille Design Studio will present a virtual fashion show of garments created with Garment Designer pattern making software. Susan will discuss the design concept, pattern process, creative sewing techniques, and other details of each garment. Whether you use commercial patterns or want to explore the pattern software, you will enjoy seeing the process of concept to finished garment.

Knits and Fits

Pamela Leggett
Pamela's Patterns and Palmer/Pletsch

THURSDAY, 1:00 - 1:45 PM (PST)

Pamela's top lecture! Take the fear out of selecting, cutting and sewing stretchy, slinky knit fabrics. Find out the easiest way to cut, the best machine and stitches to use, plus ready-to-wear secrets to get your seams, necklines, and hems to lay smooth. Learn what you can do to make your garments fit better than anything you can buy and easy ways to correct the most common fitting problems.

Let's Fill the Gaps In Your Wardrobe

Sandra Miller
Cutting Line Designs

THURSDAY, 3:00 - 3:45 PM (PST)
SATURDAY, 10:00 - 10:45 AM (PST)

Life brings changes: Marriage, retirement, career changes, moving to new homes in different climates, isolation during pandemics. What you wore in the past may still be in your closet, but it might not be working so well now. Sandy will explain how to fill the gaps without budget, time, or energy woes. She'll delve into color, coordination, styling, and making the most of your fabric stash. Learn how to get started, determine where you want to finish, and see how to get there.

Lighting your Sewing Room

Carmen Laponte & Doug Mooney (Daylight Lamps)
Quality Sewing & Vacuum

WEDNESDAY, 1:00 - 1:45 PM (PST)
FRIDAY, 4:00 - 4:45 PM (PST)

Don't let poor lighting in your sewing room keep you from enjoying your hobby. See how true color lighting can allow you to see your stitches, judge your colors, and make your sewing room brighter with true natural light!

Boro & Sashiko: Harmonious Imperfection

Shannon & Jason Mullett-Bowlsby
The Shibaguyz

FRIDAY, 11:00 - 11:45 AM (PST)
SUNDAY, 10:00 - 10:45 AM (PST)

"Boro & Sashiko: Harmonious Imperfection," is more than a how-to book on sashiko stitching—it covers everything sashiko! The Shibaguyz will walk us through their newest book, including Hitomezashi and Moyouzashi sashiko stitching, Boro patching, visible mending, and of course the context for all the content. There's even an appearance by Elvis. Just sayin'...

Islander Sewing Systems

Janet Pray
Islander Sewing Systems

SUNDAY, 1:00 - 1:45 PM (PST)

Join Janet for this lively trunk show. She'll show you examples made from the patterns, kits and fabrics she offers, including tips on how to use these items, sizing, and how to determine if the pattern will really fit you before you even cut the fabric! And, she does it all without pins or basting. Bring your questions and Janet will provide as many answers as time allows.

Pressing Matters

Janet Pray
Islander Sewing Systems

FRIDAY, 8:00 - 8:45 AM (PST)

Watch as Janet demonstrates how easy it is to get good sharp creases, turn collars for sharp points, adhere interfacing, and how to press the seams on underarms and pant legs without getting creases elsewhere. She will show you the best in wooden pressing tools used long ago by high-end tailors, and are just as important to quality sewing today. Pressing makes the piece, and Janet will help you iron with confidence.

Sewing Myth Busters

Janet Pray
Islander Sewing Systems

THURSDAY, 4:00 - 4:45 PM (PST)
SATURDAY, 2:00 - 2:45 PM (PST)

Are you ready to have fun and learn why, what, where, and even "why not" when it relates to sewing? Janet has been teaching professional and industrial sewing around the world for many years. Learning about home sewists' do's and don'ts led Janet to create her Sewing Myth Busters. There are currently 15—but it's an ever-growing list! Join Janet and learn her common-sense approach for sewing that will change your sewing habits for the better!

Projects for a Pandemic

Annie Unrein
ByAnnie.com LLC

THURSDAY, 12:00 - 12:45 PM (PST)
SATURDAY, 3:00 - 3:45 PM (PST)

Annie Unrein of *ByAnnie.com* and *Patterns by Annie* showcases some of her favorite projects and shares ideas for projects to keep you busy as you are in quarantine or practice social distancing. Discover ideas for quick gifts, ways to organize your supplies, decorate your home, and polish your bag-making skills! Annie promises to make your time at home extra enjoyable!

How Body Forms are Made and Why it Matters

Joe Vecchiarelli
French European Inc

WEDNESDAY, 12:00 - 12:45 PM (PST)
SUNDAY, 9:00 - 9:45 AM (PST)

Have you ever really thought about a dress form? Dress forms can be made from various types of materials, both internally and externally. The materials used to construct the form make an impact on the durability, shape and the accuracy of the body form itself. Join Joe on this fascinating look at how and why dress forms are constructed the way they are.

The Solution for a Wardrobe Full of Fabric & Nothing to Wear!

Anne Whalley
Anne Whalley

WEDNESDAY, 4:00 - 4:45 PM (PST)
SUNDAY, 2:00 - 2:45 PM (PST)

It's fun finding fabric & patterns on sale and adding them to your stash! But finding fun new things to buy is actually easier than sewing them up, which can lead to storage issues, feeling overwhelmed, and creative roadblocks. Anne will talk about her strategy for creating garments that you will want to sew and love wearing, helping you finish more projects and show off your me-made creations.

Learn How to Sew Designer Jeans

Angela Wolf
Angela Wolf Patterns

FRIDAY, 1:00 - 1:45 PM (PST)
SUNDAY, 8:00 - 8:45 AM (PST)

Jeans are a wardrobe staple and sewing your own is easier than you might think! Join Angela Wolf for tips and tricks to make sewing your own designer jeans a snap. Angela ran a custom apparel business for more than 20 years and jeans were one of her specialties. Discover fitting tips, how to choose the right fabrics for various jean styles, and sewing essentials including topstitching, needle choices, distressing techniques, rivets, front fly, and waistband options.



Kids Can Sew Showcase
Washington State 4-H &
Pacific Northwest youth sewists
SUNDAY, 12:00 - 12:45 PM (PST)

Passion for sewing and fiber arts doesn't have an age limit, and the kids and youth in 4-H and beyond are excited to show off what they've created in the last year. This is your chance to see what the next generation of sewists have in store for the future of the industry! Don't miss this special showcase during Virtual Expo to see what these amazing young creators have been up to.

Virtual Vendor Floor

Virtual Expo vendors will share new sewing products and services, offer limited Virtual Expo-only specials and savings, and more! You'll love all of the amazing products our vendors have found just for you. Each vendor will have two one-hour sessions you can visit to explore, shop, and ask questions. All Virtual Vendor Floor sessions will be recorded and available for a limited time after Virtual Expo.

1 hour
Free

ByAnnie.com LLC

 ByAnnie.com

FRIDAY, 2:00 - 3:00 PM (PST)
SATURDAY, 10:00 - 11:00 AM (PST)

Find lots of inspiration and all the supplies you need for bags, purses, and more at the ByAnnie booth. Patterns by Annie, ByAnnie's Soft and Stable, ByAnnie's Handbag Zippers, ByAnnie's Lightweight Mesh, ByAnnie's Fold-over Elastic, ByAnnie's Hardware, ByAnnie's Stiletto and Pressing Tool, ByAnnie's Premium Vinyl, strapping, chalkboard fabric

Bags. Classes. Instruction or Tutorials. Home Decor Sewing. Notions & Tools. Patterns. Non-Apparel Sewing. Sewing Furniture and/or Organization. Other, Soft and Stable. Other, purse hardware and supplies. Other, zippers.

Cathy's Creations Home of the Ugly Thimble

 www.uglythimble.com

WEDNESDAY, 11:00 AM - 12:00 PM (PST)
THURSDAY, 11:00 AM - 12:00 PM (PST)

The Ugly Thimble, a custom fit leather thimble. Fabric and notions from Riley Blake. Deer hide.

Fabric, Quilt. Needlework. Notions & Tools. Patterns. Quilts/Quilt Designs. Other, Leather.

Chalk Couture

 chalkcouture.com/chalk2crafts

FRIDAY, 5:00 - 6:00 PM (PST)
SATURDAY, 5:00 - 6:00 PM (PST)

Chalk Couture is revolutionizing DIY home décor and more! Our versatile products and tools allow anyone to create custom high-end décor in minutes.

Classes. Instruction or Tutorials. Dyes & Coloring. Other, Chalk Couture Silk Screen Transfers, Chalkology Paste, Chalkology Inks.

Clover Needlecraft

 www.clover-usa.com

FRIDAY, 2:00 - 3:00 PM (PST)
FRIDAY, 3:00 - 4:00 PM (PST)

Famous quality Clover sewing tools for fashion, quilting, heirloom, home décor and crafts as well as the knitting and crochet collection included in the Takumi and Amour lines in addition to a complete assortment of the most useful knitting and crochet accessories.

Notions & Tools.

108" Quilt Backings

 108quiltbackings.com

SATURDAY, 2:00 - 3:00 PM (PST)
SUNDAY, 10:00 - 11:00 AM (PST)

Over 100 different colors/designs of 108" wide quilt backings. All fabrics are 108" wide and are packaged in three-yard lengths (108")—large enough to back queen- or king-size quilts. Quilters pressing boards that are wider, longer, and square at both ends, sit on your regular ironing board and are loved by quilters.

Fabric, Quilt. Expo Specials. Sewing Furniture and/or Organization.

Artisan Space

 artisanspaceonline.com

THURSDAY, 2:00 - 3:00 PM (PST)
FRIDAY, 12:00 - 1:00 PM (PST)

Reliable Corporation irons and steamers. Daylight Company Lighting. Aurifil cotton thread in 12-wt, 50-wt, 80-wt, and floss. Clover Tools and Notions. Artisan hand-dyed yarn. Sashiko thread, needlepoint thread and embroidery floss kits. Sashiko kits.

Apparel & Garment Sewing. Appliqué. Embroidery. Fabric, Other. Fabric, Quilt. Fiber Arts. Knitting/Crochet/Yarn. Needlework. Non-Apparel Sewing. Notions & Tools. Patterns. Unique Materials.

Babylock USA/Issaquah Sewing & Vacuum

 www.IssaquahSewVac.com

THURSDAY, 2:00 - 3:00 PM (PST)
FRIDAY, 10:00 - 11:00 AM (PST)

Sewing machines, quilting machines, sergers, long arm machines, embroidery machines, furniture, embroidery software, sewing notions.

Machines & Equipment. Notions & Tools. Software.

Billie's Designer Fabrics

 www.billiesdesignerfabrics.com

THURSDAY, 1:00 - 2:00 PM (PST)
SATURDAY, 1:00 - 2:00 PM (PST)

Fusible tricot knit interfacing. Fashion fabrics from designer ends, deadstock. Wovens and knits in wool, silk, polyester, cotton, rayon, linen, nylon, tencel and more. Fabric types include ITY, Italian wool suitings, scuba, liverpool, sweater knits, double brushed jersey, lace, double knit, challis, ponte, jersey, denim, interlock, twill, dupioni, chiffon, seersucker, voile, shirtings, lawn, jacquard, sateen, satin, batik, and more. Name brands include Ralph Lauren, Anne Klein, Tori Richards, Milly, Art Gallery, Stof, End on End, Dress to Kill, Whipped Cream, Akiko, Richard Tyler, and more.

Apparel & Garment Fabric. Fabric, Garment. Wool. Other, Fusible Tricot Knit Interfacing.

Cochenille Design Studio

www.cochenille.com

THURSDAY, 9:00 - 10:00 AM (PST)
SATURDAY, 2:00 - 3:00 PM (PST)

Cochenille Design Studio carries software and design aids for the textile arts. Garment Designer is a pattern making software program for Apple or Windows computers which allows for custom measurements and creative use. It is simple to learn and use. Stitch Painter is a grid design program for multiple crafts. Informational and instruction videos for pattern making, sewing, and design are available. In addition, Cochenille carries the Hurth ruler from Germany, a unique measuring device, plus other specialized sewing aids.

Apparel & Garment Sewing. Classes. Instruction or Tutorials. Expo Specials. Notions & Tools. Software.

CraftOptics

craftoptics.com

WEDNESDAY, 3:00 - 4:00 PM (PST)
THURSDAY, 3:00 - 4:00 PM (PST)

See the tiniest details with ease, from a comfortable posture. CraftOptics Magnifying eyeglasses with high resolution magnifying optics and high powered DreamBeam light attached. CraftOptics are customized with your prescription or reader for precise, comfortable vision. The brilliant DreamBeam light shines directly on your work, eliminating all shadows.

Notions & Tools. Other, Magnification and Lighting.

Custom Creations

thefatquarterqueen.com

WEDNESDAY, 2:00 - 3:00 PM (PST)
THURSDAY, 12:00 - 1:00 PM (PST)

Custom Creations provides kits and fabrics for classes taught by Teresa Coates from Shannon Fabrics. We sell Embrace Double Gauze, ArtbGallery Knits, Cuddle kits, cotton kits, apparel fabrics, etc.

Apparel & Garment Fabric. Apparel & Garment Patterns. Bags. Fabric, Garment. Fabric, Other. Fabric, Quilt. Patterns. Publications & Media.

Cutting Line Designs

www.cuttinglinedesigns.com

WEDNESDAY, 1:00 - 2:00 PM (PST)
THURSDAY, 1:00 - 2:00 PM (PST)

Cutting Line Design patterns. Fashion fabrics from Italy and Japan. Interfacings. Hard-to-find sewing notions. PDF books.

Apparel & Garment Fabric. Apparel & Garment Patterns. Fabric, Garment. Notions & Tools. Patterns. Threads. Wool. Other, PDF Books.

Dana Marie Design Co. & The Sewing Place

www.theseewingplace.com

THURSDAY, 11:00 AM - 12:00 PM (PST)
FRIDAY, 11:00 AM - 12:00 PM (PST)

Designer patterns, fashion fabrics, unique notions, Petersham Ribbon, Dana Marie patterns, Saf-T-Pockets patterns, couture interfacing, Eloflex thread, elastic for every need.

Apparel & Garment Fabric. Apparel & Garment Patterns. Apparel & Garment Sewing. Appliqué. Bags. Buttons. Classes. Instruction or Tutorials. Cosplay. Dyes & Coloring. Embellishments. Expo Specials. Fabric, Garment. Fabric, Other. Fabric, Quilt. Fiber Arts. Home Decor Sewing. Needlework. Non-Apparel Sewing. Notions & Tools. Patterns. Publications & Media. Quilts/Quilt Designs. Ribbons& Trims. Threads. Unique Materials.

Esther's Fabrics

esthersfabrics.com

FRIDAY, 12:00 - 1:00 PM (PST)
SATURDAY, 11:00 AM - 12:00 PM (PST)

We sell high quality fashion fabrics such as silks, rayons, linens, cottons and wools sourced from around the world. We have modern quilting fabric from such companies as Mona Luna, Birch, Cloud9 Fabrics, Freespirit, Dear Stella, Blend, M&S Textiles, Art Gallery Fabrics, Northcott, and Figio. We carry apparel patterns from independent pattern companies including Merchant and Mills, Deer and Doe, Closet Core Patterns, Sew House Seven, Named Clothing, Decades of Style, Tina Givens and more. We also carry modern quilt patterns, cross stitch supplies, embroidery supplies and fabrics. We now carry yarns such as Quince and Co, Cestari Wool and Yarns, Ritual Dyes, and Freia Fibers. We have a full selection of high quality notions from companies that include Kai Scissors, Tulip, Clover, Dritz, Merchant and Mills and more. We also carry merino wool felt, and an extensive selection of buttons and ribbons. We carry Mettler threads, organic sewing thread, King Tut and more.

Apparel & Garment Fabric. Apparel & Garment Patterns. Bags. Batting & Stuffing. Buttons. Embroidery. Fabric, Garment. Fabric, Quilt. Fabric, Other. Knitting/Crochet/Yarn. Non-Apparel Sewing. Notions & Tools. Patterns. Ribbons& Trims. Threads. Wool.

Feather Your Nest Quilt Store

featheryournestquiltstore.com

FRIDAY, 3:00 - 4:00 PM (PST)
SUNDAY, 2:00 - 3:00 PM (PST)

Wool Iron Mats. Travel Steam Iron. Moda Grunge. In the Beginning. Dinosaur fabric. Batik. Maywood Studio Flannel. Fiberworks Collage Patterns. Fiberworks Collage Kits. Northcott. Quilt Panels. Magic Pins. Floral Fabric. Dream Green Batting.

Batting & Stuffing. Expo Specials. Fabric, Quilt. Notions & Tools. Threads.

Featherweight Doctor

www.featherweightdoctor.com

THURSDAY, 1:00 - 2:00 PM (PST)
FRIDAY, 1:00 - 2:00 PM (PST)

Featherweight Doctor is a full service machine repair and dealership specializing in the infamous Singer Featherweight. We offer classes on machine quilting and featherweight maintenance workshops. It's a goal to promote and make famous these vintage stitchers which are widely popular 87 years after they first rolled off the assembly line. We carry vintage as well as modern accessories, parts and gift items.

Machines & Equipment.

Fit for Art Patterns

fitforartpatterns.com

WEDNESDAY, 1:00 - 2:00 PM (PST)
SATURDAY, 9:00 - 10:00 AM (PST)

Fit for Art Patterns, three core patterns and variations for a complete wardrobe; fusible interfacing for fine garments. Tools and kits for garment sewing. Select fabric bundles.

Apparel & Garment Patterns. Apparel & Garment Sewing. Apparel & Garment Fabric. Classes. Instruction or Tutorials. Notions & Tools.

FitNice, LLC

www.fitnicesystem.com

THURSDAY, 9:00 - 10:00 AM (PST)
FRIDAY, 9:00 - 10:00 AM (PST)

Master Patterns for Tops and Pants. Design It Yourself Workbook—85 variation directions along with 85 videos on how-to. Simple Sewlutions Workbook—Simple, easy techniques for sewing garments or other projects. French Fuse 60" wide fusible tricot. Pattern Ease 45" wide pattern tracing material. Fabric glue stick. ½" wide Steam-A-Seam Double Stick Lite fusible tape. E6000 Industrial Strength Adhesive.

Apparel & Garment Patterns. Apparel & Garment Sewing. Notions & Tools. Patterns.

Flair Designs

flair-designs-104190.square.site

THURSDAY, 12:00 - 1:00 PM (PST)
FRIDAY, 12:00 - 1:00 PM (PST)

Flair Designs provides the fiber artist with a wide range of hand-painted fabrics and notions for embellishment. From airbrushed cottons and silks to patterns and kits, Flair offers a stylish collection of materials for the wearable artist's inspiration.

Apparel & Garment Fabric. Apparel & Garment Patterns. Apparel & Garment Sewing. Beading/Beads. Buttons. Embellishments. Fabric, Garment. Fabric, Quilt. Fiber Arts. Fabric, Other. Patterns. Ribbons& Trims. Unique Materials.

Fly Designs Yarn

 flydesigns.com

SATURDAY, 4:00 - 5:00 PM (PST)
SUNDAY, 5:00 - 6:00 PM (PST)

Our beautiful hand-dyed (by us) yarns include washable merino wool, cashmere blends, silk blends, cottons, tencels, blue face leicester wool, New Zealand possum. We also have hand knitting patterns to go with our yarns. We also sell restored sock knitting machines (demo available).

Apparel & Garment Patterns. Fiber Arts. Knitting/Crochet/Yarn. Machines & Equipment. Patterns. Vintage. Wool. Other, Restored antique sock knitting machines.

French European Inc

 www.frencheuropeaninc.com

THURSDAY, 11:00 AM - 12:00 PM (PST)
FRIDAY, 1:00 - 2:00 PM (PST)

Dress form manufacturer and worlds largest notion store. We will be selling rulers, needles, Dritz, Clover, and custom dress forms.

Notions & Tools. Other, Dress forms.

Frollein S[®] LLC, EU Textiles

 www.Frollein-S.com

SUNDAY, 3:00 - 4:00 PM (PST)
SUNDAY, 4:00 - 5:00 PM (PST)

Frollein S[®] is an online store specialized in offering European products including: High-quality European textiles (organic (GOTS) and/or Oeko-Tex Standard 100), with exclusive and VIP partners, Stoffonkel (Germany), PaaPii (Finland), and more. Our own fabric line "EU Textiles" of high-quality fabrics (GOTS organic) printed in Germany. Sewing supplies-Trims and ribbons-Sewing patterns for the whole family: Exclusive partner of Fadenkäfer (Germany), PattyDoo (Germany), and more. European clothing by PaaPii and our own Frollein S[®] clothing line and accessories.

Apparel & Garment Fabric. Apparel & Garment Patterns. Apparel & Garment Sewing. Buttons. Expo Specials. Fabric, Garment. Fabric, Other. Fabric, Quilt. Non-Apparel Sewing. Notions & Tools. Patterns. Ribbons& Trims. Wool.

HowToSewArt.com

 HowToSewArt.com

WEDNESDAY, 11:00 AM - 12:00 PM (PST)
SATURDAY, 11:00 AM - 12:00 PM (PST)

HotToSewArt.com sells books, software and classes, as well as kits for sewing photo art quilts.

Classes. Instruction or Tutorials. Software. Publications & Media.

Indonesian Batiks

 www.indobatiks.com

THURSDAY, 10:00 - 11:00 AM (PST)
FRIDAY, 10:00 - 11:00 AM (PST)

Batik paintings, cotton batik fabrics, rayon batik fabrics, knit batik fabrics, garment patterns, quilted patterns, accessory and craft patterns, quilted wall hangings, beaded batik paintings.

Apparel & Garment Fabric. Apparel & Garment Patterns. Fabric, Garment. Fabric, Other. Fabric, Quilt. Fiber Arts. Home Decor Sewing. Patterns. Quilts/Quilt Designs. Apparel & Garment Sewing. Bags. Expo Specials.

Janome / City Vacuum & Sewing Center

 www.cityvacandsew.com/products.htm

THURSDAY, 12:00 - 1:00 PM (PST)
SATURDAY, 11:00 AM - 12:00 PM (PST)

Sewing machines. Embroidery machines. Quilting machines. Sergers. Long arms. Sewing furniture. Parts and notions. Software.

Embroidery. Machines & Equipment. Machine Repair & Maintenance. Sewing Furniture and/or Organization. Software. Threads.

Jody Houghton Designs

 JodyHoughtonDesigns.etsy.com

WEDNESDAY, 11:00 AM - 12:00 PM (PST)
THURSDAY, 10:00 - 11:00 AM (PST)

Original artwork, fabric art panels, zipper charms, reel-badges, magnets, bookmarks, patterns, fabric art panels, zippered pouch sets, greeting card packets, and Virtual Expo specials.

Bags. Expo Specials. Fabric, Quilt. Notions & Tools. Patterns. Other, fabric art panels.

Keepsake Quilting

 keepsakequilting.com

THURSDAY, 12:00 - 1:00 PM (PST)
SATURDAY, 11:00 AM - 12:00 PM (PST)

Quilt supplies including huge selection of cotton fabrics in a dazzling spectrum of prints, solids and batiks, a vast array of precut fabric collections, quilt kits, patterns, tools and notions, including Creative Grid rulers.

Fabric, Quilt. Notions & Tools. Patterns. Quilts/Quilt Designs.

Michell Marketing, Inc./
From Marti Michell

 www.frommarti.com

THURSDAY, 3:00 - 4:00 PM (PST)
SATURDAY, 3:00 - 4:00 PM (PST)

Since 1995, Michell Marketing has led the way in the development of acrylic template sets and specialty rulers for use with rotary cutters when making quilts. The companion books and patterns are know for style, accuracy and detail. Mariner's Compass, Double Wedding Ring, Log Cabin, Nine Patch, Kaleidoscope, Hexagons and dozens more. For even longer, Marti has been known for inspired methods of Machine Quilting in Sections and has books and notions geared to making it easier.

Classes. Instruction or Tutorials. Patterns. Publications & Media. Quilts/Quilt Designs. Notions & Tools. Other, Acrylic rulers & Template Sets for Rotary Cutting.

Oliso


 www.oliso.com

FRIDAY, 1:00 - 2:00 PM (PST)
SATURDAY, 2:00 - 3:00 PM (PST)

Smart Iron Collection. TG1600 series with I touch capabilities, ergonomic auto lift so iron remains horizontal, 12 foot cord and 30 minute auto shut off. Mini project and travel iron with no auto shut off, 8 foot cord and steam burst capabilities. Ironing board covers.

Notions & Tools. Machines & Equipment.

Paradiso Designs

 paradisodesigns.com

WEDNESDAY, 9:00 - 10:00 AM (PST)
THURSDAY, 5:00 - 6:00 PM (PST)

Paradiso Designs Sewing patterns for clothing and handbags. Paradiso pleather/faux leather and handbag hardware. Complete Paradiso handbag kits. Sewing notions and accessories. Vintage buttons and trims.

Apparel & Garment Patterns. Bags. Classes. Instruction or Tutorials. Fabric, Other. Notions & Tools. Patterns. Unique Materials. Vintage. Ribbons& Trims. Non-Apparel Sewing. Home Decor Sewing. Other, Bag Pleather & Hardware Kits.

Pineapple Fabrics

www.pineapplefabrics.com

WEDNESDAY, 9:00 - 10:00 AM (PST)
FRIDAY, 10:00 - 11:00 AM (PST)

Pineapple Fabrics sells 100% cotton “quilt shop only” fabrics at great prices precut and by the yard. We offer a wide range of precuts in various sizes including our exclusive Pineapple Packs and exclusive Bonus Quarters (21" x 21" squares). In addition to fabric we have various notions and over 120 original patterns. Our goal is to keep our customers happy and coming back with excellent customer service, and an ever-changing product line in store and online.

Fabric, Quilt. Notions & Tools. Patterns. Quilts/Quilt Designs.

Quality Sewing & Vacuum

www.qualitysewing.com

WEDNESDAY, 11:00 AM - 12:00 PM (PST)
THURSDAY, 10:00 - 11:00 AM (PST)
FRIDAY, 11:00 AM - 12:00 PM (PST)
SATURDAY, 10:00 - 11:00 AM (PST)
SUNDAY, 11:00 AM - 12:00 PM (PST)

Quality Sewing & Vacuum is a family owned business that has been dedicated to your sewing, crafting and vacuum needs since 1985. The sewing community is at the heart of our business and we love to bring a wide selection of our products to showcase & sell at amazing prices at Expo. We offer all the top brands including Brother, Baby Lock, Pfaff, Viking, Juki and more.

Sewing Furniture and/or Organization. Machines & Equipment. Expo Specials. Embroidery. Machine Repair & Maintenance. Notions & Tools. Software. Threads.

Rainier Fabrics LLC

rainierfabrics.com

WEDNESDAY, 3:00 - 4:00 PM (PST)
SATURDAY, 12:00 - 1:00 PM (PST)

Rainier Fabrics in Graham, WA produces fabric by the yard and ribbon for apparel, home and business. High resolution images are produced using state-of-the-art Italian dye sublimation equipment. All production in U.S. (Washington State) with very short turn around times (2-4 days). With over 150 different base fabrics/ribbon, there is surely one that will be perfect for your requirements. Use your own designs—or have Rainier Fabrics’ artists create the perfect design for you. We also have lots of stock patterns, more added often. Be sure to check out our blankets and stuffy kits. Wholesale pricing available. Free pickup in Graham or fast priority shipping. Thank you for shopping U.S. companies.

Apparel & Garment Fabric. Fabric, Garment. Fabric, Other. Home Decor Sewing. Non-Apparel Sewing. Ribbons & Trims. Other. Stuffy Kits (hearts, animals). Other, ready-to-sew.

Redline Embroidery Machines

www.redlineemb.com

WEDNESDAY, 12:00 - 1:00 PM (PST)
FRIDAY, 2:00 - 3:00 PM (PST)

Redline embroidery machines, Metro embroidery supplies (thread, backing, and bobbins), Glide thread, Mighty hoop accessories

Embroidery. Machines & Equipment. Threads.

SewBatik™

sewbatik.com

FRIDAY, 4:00 - 5:00 PM (PST)
SATURDAY, 3:00 - 4:00 PM (PST)

SewBatik is the designer and direct marketer of unique batik and hand-dyed products. Our offerings include: 72" wide 100% cotton batik jersey knits, 100% rayon batik fabric – over 100 options, Fashion Duo apparel project kits, garment sewing patterns and notions, ready-to-wear apparel, 115" SewWide™ cotton batiks, Nuance™ Gradation batiks, and pre-cut/Pre-fused cotton batik shapes.

Apparel & Garment Fabric, Apparel & Garment Patterns, Apparel & Garment Sewing, Classes, Instruction or Tutorials, Expo Specials - exclusive products brought in just for Expo or products offered at an Expo-specific discounts, Fabric - Garment, Fabric - Other, Fabric - Quilt, Patterns, Notions & Tools, Threads

Sew Vintagely

sewvintagely.com

THURSDAY, 3:00 - 4:00 PM (PST)
SATURDAY, 1:00 - 2:00 PM (PST)

Fine cotton fabrics, linen fabric, eco-friendly apparel fabrics, quilt cotton by Art Gallery Fabrics, buttons, silk ribbon, French lace.

Apparel & Garment Fabric. Apparel & Garment Patterns. Buttons. Fabric, Garment. Fabric, Quilt. Patterns. Ribbons & Trims. Threads.

Sewing Machine Service Co

sewingmachineservice.com

WEDNESDAY, 12:00 - 1:00 PM (PST)
SATURDAY, 10:00 - 11:00 AM (PST)

Bernina sewing machines, sergers, long arm quilting and multi needle embroidery machines. We have accessories and presser feet for Bernina home machines. We stock Isacord embroidery thread and OESD embroidery stabilizers.

Embroidery. Expo Specials. Sewing Furniture and/or Organization. Notions & Tools. Machine Repair & Maintenance. Machines & Equipment. Threads. Software.

SewingPatternShop.com

SewingPatternShop.com

WEDNESDAY, 5:00 - 6:00 PM (PST)
SATURDAY, 4:00 - 5:00 PM (PST)

Over 2,000 uncut vintage sewing patterns, many in multiple sizes. Whether you are looking to make authentic retro garments or mastering the art of timelessness, this shop has something for everyone.

Patterns. Vintage.

SewTites

sewtites.com

SATURDAY, 2:00 - 3:00 PM (PST)
SUNDAY, 11:00 AM - 12:00 PM (PST)

A magnetic way to pin when you can't! Magnetic sewing pins for bagmaking, English paper piecing, embroidery, long arm quilt loading and more!

Notions & Tools.

So Sew English Fabrics

sosewenglishfabrics.com

FRIDAY, 4:00 - 5:00 PM (PST)
SATURDAY, 4:00 - 5:00 PM (PST)

So Sew English Fabrics carries a huge variety of apparel knit and woven fabrics, sold by the yard. Whether you're sewing your first pair of leggings or an entire new wardrobe, you can find just the right fabric for your garment sewing project including; french terry, double brushed polyester, sweater knit, ITY, performance, and much, much more.

Apparel & Garment Sewing. Apparel & Garment Patterns. Apparel & Garment Fabric. Classes. Instruction or Tutorials. Fabric, Garment. Patterns.

Stash Addict Quilts

stashaddictquilts.com

WEDNESDAY, 4:00 - 5:00 PM (PST)
SATURDAY, 9:00 - 10:00 AM (PST)

Specializing in fabrics, notions, templates, quilt kits, and all quilting supplies.

Threads. Notions & Tools. Quilts/Quilt Designs. Fabric, Quilt.

Style Maker Fabrics


 stylemakerfabrics.com

THURSDAY, 10:00 - 11:00 AM (PST)
FRIDAY, 2:00 - 3:00 PM (PST)

We provide a curated collection of all types of garment fabrics including rayons, cottons, linens, knits, and wools. We also feature garment and bag patterns, staple notions, threads, buttons, trims and interfacings as well as gift items for the sewist.

Apparel & Garment Fabric. Apparel & Garment Patterns. Apparel & Garment Sewing. Bags. Buttons. Classes. Instruction or Tutorials. Expo Specials. Fabric, Garment. Notions & Tools. Patterns. Publications & Media. Ribbons& Trims. Threads.

Sue's Sparklers, Stencils & Laser-cuts

 www.suessparklers.com

FRIDAY, 10:00 - 11:00 AM (PST)
SATURDAY, 9:00 - 10:00 AM (PST)

TSC stencils and The Crafters Workshop stencils. Custom freezer paper stencils. Loose iron-on Swarovski crystals, Korean crystals, machine cut crystals, and lots of colored metals in different shapes, sizes and colors—all hot fix. Hot fix Stud Setter for loose crystals and metals. Tweezers and hot-fix silicon tape to make your own designs. Blank t-shirts, jackets and cardigans to decorate.

Appliqué. Embellishments. Ribbons& Trims. Unique Materials.

The Decorating Diva

 www.pamdamour.com

THURSDAY, 4:00 - 5:00 PM (PST)
SATURDAY, 12:00 - 1:00 PM (PST)

We sell notions to support our classes, books and patterns, to include stabilizers, zippers, cording, bag hardware, rulers and templates.

Bags. Classes. Instruction or Tutorials. Embellishments. Home Decor Sewing. Non-Apparel Sewing. Notions & Tools.

The Deer's Embroidery Legacy

 www.digitizingmadeeasy.com

FRIDAY, 11:00 AM - 12:00 PM (PST)
SATURDAY, 3:00 - 4:00 PM (PST)

Embroidery design subscriptions, embroidery software, hooping stations and notions.

Embroidery. Software. Other, Interactive Education. Hooping Stations.

The Quilt Barn, Inc

 www.quiltbarn.com

WEDNESDAY, 10:00 - 11:00 AM (PST)
THURSDAY, 1:00 - 2:00 PM (PST)

This Quilt Barn has a huge selection of quilting fabrics including regular cottons, batiks and flannel. We have also recently expanded our selection of Cuddle "Minky" and carry the 90" wide as well as the unique fur textures. We are also a Handi-Quilter dealer and will display machines with all the newest features and deals. For Virtual Expo we create quilt kits for quilts, table runners, placemats and baby quilts exclusive to The Quilt Barn.

Fabric, Quilt. Machines & Equipment. Quilts/Quilt Designs.

The Rain Shed


 therainshed.com

WEDNESDAY, 1:00 - 2:00 PM (PST)
THURSDAY, 9:00 - 10:00 AM (PST)

Featuring a complete line of fabrics for outdoor gear and clothing. We also carry hardware, zippers, webbing, insulations, patterns and many more notions for your sewing needs.

Apparel & Garment Fabric. Apparel & Garment Patterns. Batting & Stuffing. Buttons. Expo Specials. Fabric, Garment. Fabric, Other. Notions & Tools. Patterns. Ribbons& Trims. Threads. Unique Materials. Wool. Other, Outdoor fabrics and supplies.

Thimbles For You

 www.thimblesforyou.com

WEDNESDAY, 5:00 - 6:00 PM (PST)
SUNDAY, 1:00 - 2:00 PM (PST)

Silversmith specializing in sterling silver thimbles and sewing tools.

Notions & Tools.

Threadsmitten

 threadsmitten.etsy.com
threadsmitten.com

WEDNESDAY, 10:00 - 11:00 AM (PST)
THURSDAY, 9:00 - 10:00 AM (PST)

We specialize in selling European knits that are uncommonly seen in the United States. Most of the fabrics are either GOTS-certified (organic) and/or Oeko-Tex 100 (ethically made). I also sell paper sewing patterns and sewing notion from Europe, Canada, Australia, and New Zealand. Fabric brands include: See You at Six, Elvelyckan Design, PaaPii Design, About Blue Fabrics, Family Fabrics, Ernst Textil, Fossan Design, Tygdrommar. Patterns include: Sew House 7, Closet Case Patterns, Papercut Patterns, Friday Paper Patterns.

Apparel & Garment Fabric. Apparel & Garment Patterns. Fabric, Garment. Fabric, Other. Notions & Tools. Patterns. Non-Apparel Sewing.

Whims Watercolor Quilt Kits

 whims.cc

WEDNESDAY, 10:00 - 11:00 AM (PST)
FRIDAY, 9:00 - 10:00 AM (PST)

Whims Watercolor Quilts has over 150 unique designs for you to choose from! We use the most simple techniques to create those beautiful watercolor quilts you have been dying to make! Each kit provides you with 200 pre-cut 2" squares, appliqué fabrics and easy to follow instructions. You can be showing off your new watercolor quilt after just one day! It is as easy as folding and stitching, ironing on your appliqués with Steam-A-Seam 2 and you have your quilt nearly done! The hardest part is picking out which one to do!!

Appliqué. Fabric, Quilt. Fabric, Other. Home Decor Sewing. Needlework. Non-Apparel Sewing. Quilts/Quilt Designs.

WonderFil Specialty Threads


 www.shopwonderfil.com

WEDNESDAY, 9:00 - 10:00 AM (PST)
WEDNESDAY, 10:00 - 11:00 AM (PST)

Whether you're an aspiring sewist, a hobby crafter, or an award-winning quilter, WonderFil strives to make its products available to sewists at every level. With 36 unique specialty thread lines available, WonderFil offers cotton, rayon, polyester, metallic, and wool options in 100 wt-3 wt. There's a perfect WonderFil thread for every project.

Threads.

Woolpets

 Woolpets.com

SATURDAY, 10:00 - 11:00 AM (PST)
SUNDAY, 12:00 - 1:00 PM (PST)

Woolpets creates and sells needle felting kits for both beginners and people with some felting experience. We also sell Corriedale wool roving in individual colors and multi-packs, felting needles, and foam needle felting work surfaces.

Wool. Classes. Instruction or Tutorials. Expo Specials. Fiber Arts. Patterns.

Yazzii.com

 www.yazzii.com

THURSDAY, 4:00 - 5:00 PM (PST)
SATURDAY, 5:00 - 6:00 PM (PST)

Yazzii designs and supplies a range of hand crafted storage bags for quilting, sewing, needlework, embroidery, appliqué, sewing, beading, jewelry making, knitting, crochet.

Bags. Sewing Furniture and/or Organization.























Virtual Expo Schedule

Use this checklist to plan your Virtual Expo experience.
Don't forget to buy your class tickets online beginning Jan. 12!

All times listed are Pacific Standard Time (PST).

Registration for Three & Four Needle classes that require a kit will end Feb. 2 to allow time for shipping.

Wednesday

<input type="checkbox"/>	8:00 AM - 12:00 PM	4104	The Victorian Sewing Box	<input type="checkbox"/>	1:00 PM - 1:45 PM	FS	Lighting your Sewing Room
<input type="checkbox"/>	8:00 AM - 12:00 PM	4106	Beyond the Basics in Free Motion Quilting	<input type="checkbox"/>	1:00 PM - 2:00 PM		Cutting Line Designs
<input type="checkbox"/>	8:00 AM - 12:00 PM	4107	Cadence Top Sew-A-Long	<input type="checkbox"/>	1:00 PM - 2:00 PM		Fit for Art Patterns
<input type="checkbox"/>	8:00 AM - 12:00 PM	4110	A TempLee Quilted Medallion	<input type="checkbox"/>	1:00 PM - 2:00 PM		The Rain Shed
<input type="checkbox"/>	8:00 AM - 12:00 PM	4111	From Thread to Lace	<input type="checkbox"/>	1:00 PM - 5:00 PM	4101	Flowermania English Paper Piecing
<input type="checkbox"/>	8:00 AM - 12:00 PM	4114	Scrappy Wonky Quilt Blocks	<input type="checkbox"/>	1:00 PM - 5:00 PM	4103	The Caprice Organizer
<input type="checkbox"/>	8:00 AM - 12:00 PM	4119	Temari—Japanese Thread Balls	<input type="checkbox"/>	1:00 PM - 5:00 PM	4105	Featherweight Spa Day
<input type="checkbox"/>	8:00 AM - 12:00 PM	4121	Easy Fit and Sew Yoga Pants	<input type="checkbox"/>	1:00 PM - 5:00 PM	4109	Enchantress Bracelet
<input type="checkbox"/>	8:00 AM - 12:00 PM	4122	The Ultimate Stabilizer Class	<input type="checkbox"/>	1:00 PM - 5:00 PM	4112	Vintage Windmill
<input type="checkbox"/>	8:00 AM - 12:00 PM	4123	Coverstitch Workshop	<input type="checkbox"/>	1:00 PM - 5:00 PM	4115	The Boro and Sashiko Pillow
<input type="checkbox"/>	9:00 AM - 9:30 AM	FS	Rulerwork Tips for Any Machine	<input type="checkbox"/>	1:00 PM - 5:00 PM	4117	Sew For You: Panties
<input type="checkbox"/>	9:00 AM - 10:00 AM		WonderFil Specialty Threads	<input type="checkbox"/>	1:00 PM - 5:00 PM	4118	No Pins, No Basting, No Kidding!
<input type="checkbox"/>	9:00 AM - 10:00 AM		Paradiso Designs	<input type="checkbox"/>	1:00 PM - 5:00 PM	4120	Viking Knitting: Trichinopoly on a Dowel
<input type="checkbox"/>	9:00 AM - 10:00 AM		Pineapple Fabrics	<input type="checkbox"/>	1:00 PM - 5:00 PM	4124	Serger Essentials: Master the Basics & Beyond
<input type="checkbox"/>	10:00 AM - 10:30 AM	FS	Start Your Own Embroidery Business	<input type="checkbox"/>	2:00 PM - 2:45 PM	FS	Sew Distinctive Part 1: Transforming Your Stash into Clothes that Fit your Curves and Your Lifestyle
<input type="checkbox"/>	10:00 AM - 11:00 AM		The Quilt Barn, Inc	<input type="checkbox"/>	2:00 PM - 3:00 PM		Custom Creations
<input type="checkbox"/>	10:00 AM - 11:00 AM		Threadsmitten	<input type="checkbox"/>	3:00 PM - 3:45 PM	FS	Sew Distinctive Part 2: Transforming Your Stash into Clothes that Fit your Curves and Your Lifestyle
<input type="checkbox"/>	10:00 AM - 11:00 AM		Whims Watercolor Quilt Kits	<input type="checkbox"/>	3:00 PM - 4:00 PM		CraftOptics
<input type="checkbox"/>	10:00 AM - 11:00 AM		WonderFil Specialty Threads	<input type="checkbox"/>	3:00 PM - 4:00 PM		Rainier Fabrics LLC
<input type="checkbox"/>	11:00 AM - 11:45 AM	FS	Grab n' Go—Portable Compact Sewing	<input type="checkbox"/>	4:00 PM - 4:45 PM	FS	The Solution for a Wardrobe Full of Fabric & Nothing to Wear!
<input type="checkbox"/>	11:00 AM - 12:00 PM		Cathy's Creations Home of the Ugly Thimble	<input type="checkbox"/>	4:00 PM - 5:00 PM		Stash Addict Quilts
<input type="checkbox"/>	11:00 AM - 12:00 PM		HowToSewArt.com	<input type="checkbox"/>	5:00 PM - 6:00 PM		SewingPatternShop.com
<input type="checkbox"/>	11:00 AM - 12:00 PM		Jody Houghton Designs	<input type="checkbox"/>	5:00 PM - 6:00 PM		Thimbles For You
<input type="checkbox"/>	11:00 AM - 12:00 PM		Quality Sewing & Vacuum				
<input type="checkbox"/>	12:00 PM - 12:45 PM	FS	How Body Forms are Made and Why it Matters				
<input type="checkbox"/>	12:00 PM - 1:00 PM		Redline Embroidery Machines				
<input type="checkbox"/>	12:00 PM - 1:00 PM		Sewing Machine Service Co				

FS Free Stage

 Virtual Vendor Floor

 @sewexpo




























 @sewexpo

 @expo_sew

 @sewexpo

37

Thursday

<input type="checkbox"/>	8:00 AM - 8:45 AM	1131	The (Top) Stitching Line	<input type="checkbox"/>	1:00 PM - 1:45 PM	1114	Tokens of Love, Friendship and Reflection
<input type="checkbox"/>	8:00 AM - 8:45 AM	1134	<i>Clover's</i> Tremendous 21	<input type="checkbox"/>	1:00 PM - 1:45 PM	1132	5 Must-Do Legal Tasks for Creative Businesses
<input type="checkbox"/>	8:00 AM - 8:45 AM	FS	The <i>Singer Featherweight</i> Renaissance	<input type="checkbox"/>	1:00 PM - 1:45 PM	FS	Knits and Fits
<input type="checkbox"/>	8:00 AM - 10:30 AM	3103	Amazing In-the-Hoop Heirloom Sewing	<input type="checkbox"/>	1:00 PM - 2:00 PM		Billie's Designer Fabrics
<input type="checkbox"/>	8:00 AM - 10:30 AM	3107	Zipper Pocket Bag	<input type="checkbox"/>	1:00 PM - 2:00 PM		Cutting Line Designs
<input type="checkbox"/>	8:00 AM - 10:30 AM	3116	All the Secrets of Ice Dyeing	<input type="checkbox"/>	1:00 PM - 2:00 PM		Featherweight Doctor
<input type="checkbox"/>	8:00 AM - 10:30 AM	3135	Hexies Hybrid Style—No Paper	<input type="checkbox"/>	1:00 PM - 2:00 PM		The Quilt Barn, Inc
<input type="checkbox"/>	8:00 AM - 10:30 AM	3139	Quiltbroidery	<input type="checkbox"/>	1:00 PM - 2:00 PM	1108	Square Armhole Magic
<input type="checkbox"/>	8:00 AM - 10:30 AM	3147	Legal Nuts and Bolts of Selling Online	<input type="checkbox"/>	2:00 PM - 2:45 PM	1113	How Should I Quilt This?
<input type="checkbox"/>	8:00 AM - 10:30 AM	3151	Using the Correct Needles & Thread for Hand Sewing	<input type="checkbox"/>	2:00 PM - 2:45 PM	FS	Grab n' Go—Portable Compact Sewing
<input type="checkbox"/>	9:00 AM - 9:45 AM	1102	How To Sew Art... The EASY WAY!	<input type="checkbox"/>	2:00 PM - 3:00 PM		Artisan Space
<input type="checkbox"/>	9:00 AM - 9:45 AM	FS	Longing for a Longarm?	<input type="checkbox"/>	2:00 PM - 3:00 PM		Babylock USA / Issaquah Sewing & Vacuum
<input type="checkbox"/>	9:00 AM - 10:00 AM		Cochenille Design Studio	<input type="checkbox"/>	2:00 PM - 4:30 PM	3109	Rainbow Stitch Workshop
<input type="checkbox"/>	9:00 AM - 10:00 AM		FitNice, LLC	<input type="checkbox"/>	2:00 PM - 4:30 PM	3118	Watercolor Hand-Painted Fabrics
<input type="checkbox"/>	9:00 AM - 10:00 AM		The Rain Shed	<input type="checkbox"/>	2:00 PM - 4:30 PM	3122	Learn to Sew: Waxed Canvas and Leather Portsmouth Tote
<input type="checkbox"/>	9:00 AM - 10:00 AM		Threadsmitten	<input checked="" type="checkbox"/>	2:00 PM - 4:30 PM	3128	Needle Felting a 3-D Animal
<input type="checkbox"/>	9:00 AM - 10:30 AM	1140	Dress Form Draping	<input type="checkbox"/>	2:00 PM - 4:30 PM	3134	Traditional Native American Baby Moccasins
<input type="checkbox"/>	10:00 AM - 10:45 AM	1105	Sewing Machine, Needles and Threads—What You Really Need to Know	<input type="checkbox"/>	2:00 PM - 4:30 PM	3156	Make the "Wrap & Go" Coat/Jacket/Top
<input type="checkbox"/>	10:00 AM - 10:45 AM	FS	Tips for Successful Rotary Cutting	<input type="checkbox"/>	3:00 PM - 3:45 PM	1104	Make a Flower Pin Brooch
<input type="checkbox"/>	10:00 AM - 11:00 AM		Indonesian Batiks	<input type="checkbox"/>	3:00 PM - 3:45 PM	1136	<i>ByAnnie</i> Basics: Carry On!
<input type="checkbox"/>	10:00 AM - 11:00 AM		Jody Houghton Designs	<input type="checkbox"/>	3:00 PM - 3:45 PM	FS	Let's Fill the Gaps In Your Wardrobe
<input type="checkbox"/>	10:00 AM - 11:00 AM		Quality Sewing & Vacuum	<input type="checkbox"/>	3:00 PM - 4:00 PM		CraftOptics
<input type="checkbox"/>	10:00 AM - 11:00 AM		Style Maker Fabrics	<input type="checkbox"/>	3:00 PM - 4:00 PM		Michell Marketing, Inc./ From Marti Michell
<input type="checkbox"/>	11:00 AM - 11:45 AM	1119	Secret Sleeves	<input type="checkbox"/>	3:00 PM - 4:00 PM		Sew Vintagely
<input type="checkbox"/>	11:00 AM - 11:45 AM	1123	Getting Creative with Cuddle and Cotton	<input type="checkbox"/>	4:00 PM - 4:45 PM	1127	Bra Fitting Demystified
<input type="checkbox"/>	11:00 AM - 11:45 AM	FS	Tips on Buying a New Sewing, Quilting or Embroidery Machine	<input type="checkbox"/>	4:00 PM - 4:45 PM	1129	Dainty Designer Details for the Savvy Sewist
<input type="checkbox"/>	11:00 AM - 12:00 PM		Cathy's Creations Home of the Ugly Thimble	<input type="checkbox"/>	4:00 PM - 4:45 PM	FS	Sewing Myth Busters
<input type="checkbox"/>	11:00 AM - 12:00 PM		Dana Marie Design Co. & The Sewing Place	<input type="checkbox"/>	4:00 PM - 5:00 PM		The Decorating Diva
<input type="checkbox"/>	11:00 AM - 12:00 PM		French European Inc	<input type="checkbox"/>	4:00 PM - 5:00 PM		Yazzii.com
<input checked="" type="checkbox"/>	11:00 AM - 1:30 PM	3105	Create a Carol's Zoo Bear	<input type="checkbox"/>	5:00 PM - 5:45 PM	1107	Learn Your Knits
<input type="checkbox"/>	11:00 AM - 1:30 PM	3110	Stitch A Landscape Pin	<input type="checkbox"/>	5:00 PM - 5:45 PM	1121	Dyeing Animal-Based Fabrics
<input type="checkbox"/>	11:00 AM - 1:30 PM	3119	Facing Alternatives	<input type="checkbox"/>	5:00 PM - 6:00 PM		Paradiso Designs
<input type="checkbox"/>	11:00 AM - 1:30 PM	3121	Enchantress Necklace	<input type="checkbox"/>	5:00 PM - 7:30 PM	3102	Rug Crochet
<input type="checkbox"/>	11:00 AM - 1:30 PM	3124	Applique Dreams	<input type="checkbox"/>	5:00 PM - 7:30 PM	3112	Fast and Fun Fat Quarter Storage Containers
<input type="checkbox"/>	11:00 AM - 1:30 PM	3143	Dragon Boat Decorations—Magic with Ribbon	<input type="checkbox"/>	5:00 PM - 7:30 PM	3131	Soft and Cuddly Baby Blanket
<input type="checkbox"/>	11:00 AM - 1:30 PM	3148	Let's Make an Ankara (African Wax Print) Clutch Bag	<input type="checkbox"/>	5:00 PM - 7:30 PM	3133	Upcycle Swatch Book Fabrics into a Zipper Pouch
<input type="checkbox"/>	12:00 PM - 12:45 PM	1110	Embroidery Basic Essentials	<input type="checkbox"/>	5:00 PM - 7:30 PM	3137	Hitomezashi Sashiko Essentials
<input type="checkbox"/>	12:00 PM - 12:45 PM	1141	How to Fit a Dress Form to Your Body Shape	<input type="checkbox"/>	5:00 PM - 7:30 PM	3142	Sewing the Boston Cardigan with <i>So Sew English</i>
<input type="checkbox"/>	12:00 PM - 12:45 PM	FS	Projects for a Pandemic	<input type="checkbox"/>	5:00 PM - 7:30 PM	3155	Serging a Quick and Easy Tee
<input type="checkbox"/>	12:00 PM - 1:00 PM		Custom Creations	<input type="checkbox"/>	6:00 PM - 6:45 PM	1122	Dyeing Animal-Based Yarn and Fiber
<input type="checkbox"/>	12:00 PM - 1:00 PM		Flair Designs	<input type="checkbox"/>	6:00 PM - 6:45 PM	1130	What Needle Should I Use?
<input type="checkbox"/>	12:00 PM - 1:00 PM		Janome / City Vacuum & Sewing Center	<input type="checkbox"/>	6:00 PM - 6:45 PM	FS	Rulerwork Tips for Any Machine
<input type="checkbox"/>	12:00 PM - 1:00 PM		Keepsake Quilting				

Friday

<input type="checkbox"/>	8:00 AM - 8:45 AM	1112	Ergonomics for Quilters, Crafters and Sewists	<input type="checkbox"/>	1:00 PM - 1:45 PM	1111	Fun Effects Embroidery
<input type="checkbox"/>	8:00 AM - 8:45 AM	1115	Design Your Princess Pattern	<input type="checkbox"/>	1:00 PM - 1:45 PM	1120	Upcycle T-Shirts, Polos, Sweaters—and More!
<input type="checkbox"/>	8:00 AM - 8:45 AM	FS	Pressing Matters	<input type="checkbox"/>	1:00 PM - 1:45 PM	1128	Design Changes for Bras
<input type="checkbox"/>	8:00 AM - 10:30 AM	3104	Soft & Simple Self-Binding Blanket	<input type="checkbox"/>	1:00 PM - 1:45 PM	FS	Learn How to Sew Designer Jeans
<input type="checkbox"/>	8:00 AM - 10:30 AM	3127	Intro to Needle Felting	<input type="checkbox"/>	1:00 PM - 2:00 PM	<input type="checkbox"/>	Featherweight Doctor
<input type="checkbox"/>	8:00 AM - 10:30 AM	3129	It's In The Bag	<input type="checkbox"/>	1:00 PM - 2:00 PM	<input type="checkbox"/>	French European Inc
<input type="checkbox"/>	8:00 AM - 10:30 AM	3132	Suede Bottom Slippers	<input type="checkbox"/>	1:00 PM - 2:00 PM	<input type="checkbox"/>	Oliso
<input type="checkbox"/>	8:00 AM - 10:30 AM	3138	Amazing Appliqué	<input type="checkbox"/>	2:00 PM - 2:45 PM	1126	Use, Care and Repair of Outdoor Fabrics and Gear
<input type="checkbox"/>	8:00 AM - 10:30 AM	3145	Project Speed—Using a 10 Degree Ruler to the Max!	<input type="checkbox"/>	2:00 PM - 2:45 PM	1138	Balancing the Arm Hole
<input type="checkbox"/>	8:00 AM - 10:30 AM	3152	Correcting Common Fit Challenges	<input type="checkbox"/>	2:00 PM - 2:45 PM	FS	Sew Distinctive Part 1: Transforming Your Stash into Clothes that Fit your Curves and Your Lifestyle
<input type="checkbox"/>	9:00 AM - 9:45 AM	1106	Tool School—Necessary Notions	<input type="checkbox"/>	2:00 PM - 3:00 PM	<input type="checkbox"/>	Clover Needlecraft
<input type="checkbox"/>	9:00 AM - 9:45 AM	FS	Running with Scissors & Your Essential Notions	<input type="checkbox"/>	2:00 PM - 3:00 PM	<input type="checkbox"/>	ByAnnie.com LLC
<input type="checkbox"/>	9:00 AM - 10:00 AM	<input type="checkbox"/>	FitNice, LLC	<input type="checkbox"/>	2:00 PM - 3:00 PM	<input type="checkbox"/>	Redline Embroidery Machines
<input type="checkbox"/>	9:00 AM - 10:00 AM	<input type="checkbox"/>	Whims Watercolor Quilt Kits	<input type="checkbox"/>	2:00 PM - 3:00 PM	<input type="checkbox"/>	Style Maker Fabrics
<input type="checkbox"/>	9:00 AM - 10:30 AM	1139	Draping Best-Fitting Pants	<input type="checkbox"/>	2:00 PM - 4:30 PM	3101	Upcycle a Vintage Coat Into a Purse
<input type="checkbox"/>	10:00 AM - 10:45 AM	1145	Tips & Techniques for Sewing Athleisure Wear	<input type="checkbox"/>	2:00 PM - 4:30 PM	3108	Hands-On Digitizing Workshop
<input type="checkbox"/>	10:00 AM - 10:45 AM	FS	Fashion Parade of Garments: Concept to Completion	<input type="checkbox"/>	2:00 PM - 4:30 PM	3123	Learn to Sew: Woodland Dopp Kit
<input type="checkbox"/>	10:00 AM - 11:00 AM	<input type="checkbox"/>	Babylock USA / Issaquah Sewing & Vacuum	<input type="checkbox"/>	2:00 PM - 4:30 PM	3125	Felt a Funky Bookmark
<input type="checkbox"/>	10:00 AM - 11:00 AM	<input type="checkbox"/>	Indonesian Batiks	<input type="checkbox"/>	2:00 PM - 4:30 PM	3130	Stacking Block Runner
<input type="checkbox"/>	10:00 AM - 11:00 AM	<input type="checkbox"/>	Pineapple Fabrics	<input type="checkbox"/>	2:00 PM - 4:30 PM	3153	How to Thread Your Serger
<input type="checkbox"/>	10:00 AM - 11:00 AM	<input type="checkbox"/>	Sue's Sparklers, Stencils & Laser-cuts	<input type="checkbox"/>	3:00 PM - 3:45 PM	1116	Armhole and Sleeve Relationships
<input type="checkbox"/>	11:00 AM - 11:45 AM	1103	Learn How to Vend at a Craft Fair	<input type="checkbox"/>	3:00 PM - 3:45 PM	1133	Building Successful Brand Partnerships
<input type="checkbox"/>	11:00 AM - 11:45 AM	1117	Chanel-Inspired Knit Jacket—From Your Fave T-Shirt Pattern!	<input type="checkbox"/>	3:00 PM - 3:45 PM	FS	Sew Distinctive Part 2: Transforming Your Stash into Clothes that Fit your Curves and Your Lifestyle
<input type="checkbox"/>	11:00 AM - 11:45 AM	FS	Boro & Sashiko: Harmonious Imperfection	<input type="checkbox"/>	3:00 PM - 4:00 PM	<input type="checkbox"/>	Clover Needlecraft
<input type="checkbox"/>	11:00 AM - 12:00 PM	<input type="checkbox"/>	Dana Marie Design Co. & The Sewing Place	<input type="checkbox"/>	3:00 PM - 4:00 PM	<input type="checkbox"/>	Feather Your Nest Quilt Store
<input type="checkbox"/>	11:00 AM - 12:00 PM	<input type="checkbox"/>	Quality Sewing & Vacuum	<input type="checkbox"/>	4:00 PM - 4:45 PM	1124	Upcycling with Embroidery
<input type="checkbox"/>	11:00 AM - 12:00 PM	<input type="checkbox"/>	The Deer's Embroidery Legacy	<input type="checkbox"/>	4:00 PM - 4:45 PM	1137	ByAnnie Basics: Zippers Are EASY!
<input type="checkbox"/>	11:00 AM - 12:30 PM	1125	Machine Quilting in Sections	<input type="checkbox"/>	4:00 PM - 4:45 PM	FS	Lighting your Sewing Room
<input type="checkbox"/>	11:00 AM - 1:30 PM	3113	Sew the Rio Raglan Shirt with <i>So Sew English</i>	<input type="checkbox"/>	4:00 PM - 5:00 PM	<input type="checkbox"/>	SewBatik™
<input type="checkbox"/>	11:00 AM - 1:30 PM	3115	Demystifying Jeggings	<input type="checkbox"/>	4:00 PM - 5:00 PM	<input type="checkbox"/>	So Sew English Fabrics
<input checked="" type="checkbox"/>	11:00 AM - 1:30 PM	3120	Duchess Bracelet	<input type="checkbox"/>	5:00 PM - 5:45 PM	1109	Hot & Steamy: Pressing Perfection
<input type="checkbox"/>	11:00 AM - 1:30 PM	3140	Liberty of London Petite Piping Thread Catcher	<input type="checkbox"/>	5:00 PM - 5:45 PM	1118	Customized Dress Form
<input type="checkbox"/>	11:00 AM - 1:30 PM	3141	Perfect Bound Buttonholes	<input type="checkbox"/>	5:00 PM - 6:00 PM	FS	Change Your Life with an Air Threading Serger
<input type="checkbox"/>	12:00 PM - 12:45 PM	1135	ByAnnie Basics: Beautiful Bindings	<input type="checkbox"/>	5:00 PM - 7:30 PM	<input type="checkbox"/>	Chalk Couture
<input type="checkbox"/>	12:00 PM - 12:45 PM	1143	Notions for Fashion	<input type="checkbox"/>	5:00 PM - 7:30 PM	3106	Pendleton Envelope Pillow
<input type="checkbox"/>	12:00 PM - 12:45 PM	FS	Start Your Own Embroidery Business	<input type="checkbox"/>	5:00 PM - 7:30 PM	3111	Thread Painting and 3-D Embroidery
<input type="checkbox"/>	12:00 PM - 1:00 PM	<input type="checkbox"/>	Artisan Space	<input checked="" type="checkbox"/>	5:00 PM - 7:30 PM	3114	Jeweled Velvet Clover Pincushion or Ornament
<input type="checkbox"/>	12:00 PM - 1:00 PM	<input type="checkbox"/>	Esther's Fabrics	<input type="checkbox"/>	5:00 PM - 7:30 PM	3117	Pleather Handbag Sewing Techniques
<input type="checkbox"/>	12:00 PM - 1:00 PM	<input type="checkbox"/>	Flair Designs	<input type="checkbox"/>	5:00 PM - 7:30 PM	3136	Moyouzashi Sashiko Essentials
<input type="checkbox"/>	12:00 PM - 4:30 PM	3146	Seth's Dinosaurs—A Fusible Appliqué Project	<input type="checkbox"/>	5:00 PM - 7:30 PM	3144	Tunisian Crochet Washcloth
				<input type="checkbox"/>	5:00 PM - 7:30 PM	3149	Skinny Mini Jeans
				<input type="checkbox"/>	5:00 PM - 7:30 PM	3150	Whale Tale Pillow

FS Free Stage

 Virtual Vendor Floor

 @sewexpo




























 @sewexpo

 @expo_sew

 @sewexpo

39

Saturday

<input type="checkbox"/>	8:00 AM - 8:45 AM	1101	For the Love of Pearl Buttons—From Vintage Notion to Inspiration!	<input type="checkbox"/>	12:00 PM - 1:00 PM		Rainier Fabrics LLC
<input type="checkbox"/>	8:00 AM - 8:45 AM	1119	Secret Sleeves	<input type="checkbox"/>	12:00 PM - 1:00 PM		The Decorating Diva
<input type="checkbox"/>	8:00 AM - 8:45 AM	FS	The Singer Featherweight Renaissance	<input type="checkbox"/>	1:00 PM - 1:45 PM	1104	Make a Flower Pin Brooch
<input type="checkbox"/>	8:00 AM - 10:30 AM	3103	Amazing In-the-Hoop Heirloom Sewing	<input type="checkbox"/>	1:00 PM - 1:45 PM	1114	Tokens of Love, Friendship and Reflection
<input checked="" type="checkbox"/>	8:00 AM - 10:30 AM	3105	Create a Carol's Zoo Bear	<input type="checkbox"/>	1:00 PM - 1:45 PM	FS	Embroidery Stabilizer Tips & Tricks
<input type="checkbox"/>	8:00 AM - 10:30 AM	3112	Fast and Fun Fat Quarter Storage Containers	<input type="checkbox"/>	1:00 PM - 2:00 PM		Billie's Designer Fabrics
<input checked="" type="checkbox"/>	8:00 AM - 10:30 AM	3121	Enchantress Necklace	<input type="checkbox"/>	1:00 PM - 2:00 PM		Sew Vintagely
<input type="checkbox"/>	8:00 AM - 10:30 AM	3137	Hitomezashi Sashiko Essentials	<input type="checkbox"/>	1:00 PM - 5:00 PM	4116	Make Your Own Bralette
<input type="checkbox"/>	8:00 AM - 10:30 AM	3149	Skinny Mini Jeans	<input type="checkbox"/>	2:00 PM - 2:45 PM	1110	Embroidery Basic Essentials
<input type="checkbox"/>	8:00 AM - 10:30 AM	3154	Pretty Necklines for Knits	<input type="checkbox"/>	2:00 PM - 2:45 PM	1130	What Needle Should I Use?
<input checked="" type="checkbox"/>	8:00 AM - 12:00 PM	4108	Creating Woven Embellishment for the Daisy Hobo Bag	<input type="checkbox"/>	2:00 PM - 2:45 PM	FS	Sewing Myth Busters
<input type="checkbox"/>	9:00 AM - 9:45 AM	1131	The (Top) Stitching Line	<input type="checkbox"/>	2:00 PM - 3:00 PM		108" Quilt Backings
<input type="checkbox"/>	9:00 AM - 9:45 AM	1136	ByAnnie Basics: Carry On!	<input type="checkbox"/>	2:00 PM - 3:00 PM		Cochenille Design Studio
<input type="checkbox"/>	9:00 AM - 9:45 AM	FS	Hooping Solutions for Machine Embroidery	<input type="checkbox"/>	2:00 PM - 3:00 PM		Oliso
<input type="checkbox"/>	9:00 AM - 10:00 AM		Fit for Art Patterns	<input type="checkbox"/>	2:00 PM - 3:00 PM		SewTites
<input type="checkbox"/>	9:00 AM - 10:00 AM		Stash Addict Quilts	<input type="checkbox"/>	2:00 PM - 4:30 PM	3102	Rug Crochet
<input type="checkbox"/>	9:00 AM - 10:00 AM		Sue's Sparklers, Stencils & Laser-cuts	<input type="checkbox"/>	2:00 PM - 4:30 PM	3110	Stitch A Landscape Pin
<input type="checkbox"/>	10:00 AM - 10:45 AM	1142	Learning to Make an Eight Panel Bustier	<input type="checkbox"/>	2:00 PM - 4:30 PM	3118	Watercolor Hand-Painted Fabrics
<input type="checkbox"/>	10:00 AM - 10:45 AM	1144	How to Embroider on Sheer Fabrics	<input type="checkbox"/>	2:00 PM - 4:30 PM	3124	Applique Dreams
<input type="checkbox"/>	10:00 AM - 10:45 AM	FS	Let's Fill the Gaps In Your Wardrobe	<input checked="" type="checkbox"/>	2:00 PM - 4:30 PM	3143	Dragon Boat Decorations—Magic with Ribbon
<input type="checkbox"/>	10:00 AM - 11:00 AM		ByAnnie.com LLC	<input type="checkbox"/>	2:00 PM - 4:30 PM	3151	Using the Correct Needles & Thread for Hand Sewing
<input type="checkbox"/>	10:00 AM - 11:00 AM		Quality Sewing & Vacuum	<input type="checkbox"/>	2:00 PM - 4:30 PM	3155	Serging a Quick and Easy Tee
<input type="checkbox"/>	10:00 AM - 11:00 AM		Sewing Machine Service Co	<input type="checkbox"/>	3:00 PM - 3:45 PM	1123	Getting Creative with Cuddle and Cotton
<input type="checkbox"/>	10:00 AM - 11:00 AM		Woolpets	<input type="checkbox"/>	3:00 PM - 3:45 PM	1146	Step into the Future of Quilting
<input type="checkbox"/>	11:00 AM - 11:45 AM	1129	Dainty Designer Details for the Savvy Sewist	<input type="checkbox"/>	3:00 PM - 3:45 PM	FS	Projects for a Pandemic
<input type="checkbox"/>	11:00 AM - 11:45 AM	1134	Clover's Tremendous 21	<input type="checkbox"/>	3:00 PM - 4:00 PM		Michell Marketing, Inc./ From Marti Michell
<input type="checkbox"/>	11:00 AM - 11:45 AM	FS	Tips on Buying a New Sewing, Quilting or Embroidery Machine	<input type="checkbox"/>	3:00 PM - 4:00 PM		SewBatik™
<input type="checkbox"/>	11:00 AM - 12:00 PM		Esther's Fabrics	<input type="checkbox"/>	3:00 PM - 4:00 PM		The Deer's Embroidery Legacy
<input type="checkbox"/>	11:00 AM - 12:00 PM		HowToSewArt.com	<input type="checkbox"/>	4:00 PM - 4:45 PM	1105	Sewing Machine, Needles and Threads—What You Really Need to Know
<input type="checkbox"/>	11:00 AM - 12:00 PM		Janome / City Vacuum & Sewing Center	<input type="checkbox"/>	4:00 PM - 4:45 PM	1108	Square Armhole Magic
<input type="checkbox"/>	11:00 AM - 12:00 PM		Keepsake Quilting	<input type="checkbox"/>	4:00 PM - 5:00 PM		Fly Designs Yarn
<input type="checkbox"/>	11:00 AM - 1:30 PM	3122	Learn to Sew: Waxed Canvas and Leather Portsmouth Tote	<input type="checkbox"/>	4:00 PM - 5:00 PM		SewingPatternShop.com
<input type="checkbox"/>	11:00 AM - 1:30 PM	3128	Needle Felting a 3-D Animal	<input type="checkbox"/>	4:00 PM - 5:00 PM		So Sew English Fabrics
<input type="checkbox"/>	11:00 AM - 1:30 PM	3131	Soft and Cuddly Baby Blanket	<input type="checkbox"/>	5:00 PM - 5:45 PM	1102	How To Sew Art... The EASY WAY!
<input type="checkbox"/>	11:00 AM - 1:30 PM	3133	Upcycle Swatch Book Fabrics into a Zipper Pouch	<input type="checkbox"/>	5:00 PM - 5:45 PM	1107	Learn Your Knits
<input type="checkbox"/>	11:00 AM - 1:30 PM	3135	Hexies Hybrid Style—No Paper	<input type="checkbox"/>	5:00 PM - 6:00 PM		Chalk Couture
<input type="checkbox"/>	11:00 AM - 1:30 PM	3142	Sewing the Boston Cardigan with So Sew English	<input type="checkbox"/>	5:00 PM - 6:00 PM		Yazzii.com
<input type="checkbox"/>	11:00 AM - 1:30 PM	3148	Let's Make an Ankara (African Wax Print) Clutch Bag	<input type="checkbox"/>	5:00 PM - 7:30 PM	3107	Zipper Pocket Bag
<input type="checkbox"/>	12:00 PM - 12:45 PM	1113	How Should I Quilt This?	<input type="checkbox"/>	5:00 PM - 7:30 PM	3109	Rainbow Stitch Workshop
<input type="checkbox"/>	12:00 PM - 12:45 PM	1141	How to Fit a Dress Form to Your Body Shape	<input type="checkbox"/>	5:00 PM - 7:30 PM	3119	Facing Alternatives
<input type="checkbox"/>	12:00 PM - 12:45 PM	FS	Bra Makers Q&A	<input type="checkbox"/>	5:00 PM - 7:30 PM	3126	How to Make A Felted Wool Dryer Ball
				<input type="checkbox"/>	5:00 PM - 7:30 PM	3134	Traditional Native American Baby Moccasins
				<input type="checkbox"/>	5:00 PM - 7:30 PM	3139	Quiltbroidery
				<input type="checkbox"/>	5:00 PM - 7:30 PM	3156	Make the "Wrap & Go" Coat/Jacket/Top

Sunday

- | | | | | | | | |
|--------------------------|---------------------|---|---|--------------------------|---------------------|---|---|
| <input type="checkbox"/> | 8:00 AM - 8:45 AM | 1109 | Hot & Steamy: Pressing Perfection | <input type="checkbox"/> | 12:00 PM - 12:45 PM | 1124 | Upcycling with Embroidery |
| <input type="checkbox"/> | 8:00 AM - 8:45 AM | 1135 | <i>ByAnnie</i> Basics: Beautiful Bindings | <input type="checkbox"/> | 12:00 PM - 12:45 PM | 1127 | Bra Fitting Demystified |
| <input type="checkbox"/> | 8:00 AM - 8:45 AM | FS | Learn How to Sew Designer Jeans | <input type="checkbox"/> | 12:00 PM - 12:45 PM | FS | Kids Can Sew Showcase |
| <input type="checkbox"/> | 8:00 AM - 10:30 AM | 3108 | Hands-On Digitizing Workshop | <input type="checkbox"/> | 12:00 PM - 1:00 PM |  | Woolpets |
| <input type="checkbox"/> | 8:00 AM - 10:30 AM | 3114 | Jeweled Velvet Clover Pincushion or Ornament | <input type="checkbox"/> | 1:00 PM - 1:45 PM | 1112 | Ergonomics for Quilters, Crafters and Sewists |
| <input type="checkbox"/> | 8:00 AM - 10:30 AM | 3115 | Demystifying Jeggings | <input type="checkbox"/> | 1:00 PM - 1:45 PM | 1115 | Design Your Princess Pattern |
| <input type="checkbox"/> | 8:00 AM - 10:30 AM | 3140 | <i>Liberty of London</i> Petite Piping Thread Catcher | <input type="checkbox"/> | 1:00 PM - 1:45 PM | FS | Islander Sewing Systems |
| <input type="checkbox"/> | 8:00 AM - 10:30 AM | 3141 | Perfect Bound Buttonholes | <input type="checkbox"/> | 1:00 PM - 2:00 PM |  | Thimbles For You |
| <input type="checkbox"/> | 8:00 AM - 10:30 AM | 3146 | Seth's Dinosaurs—A Fusible Appliqué Project | <input type="checkbox"/> | 1:00 PM - 5:00 PM | 4113 | Improv FABric Bag |
| <input type="checkbox"/> | 8:00 AM - 10:30 AM | 3153 | How to Thread Your Serger | <input type="checkbox"/> | 2:00 PM - 2:45 PM | 1120 | Upcycle T-Shirts, Polos, Sweaters - and More! |
| <input type="checkbox"/> | 8:00 AM - 12:00 PM | 4102 | Tumbling Blocks Weave | <input type="checkbox"/> | 2:00 PM - 2:45 PM | 1126 | Use, Care and Repair of Outdoor Fabrics and Gear |
| <input type="checkbox"/> | 9:00 AM - 9:45 AM | 1106 | Tool School—Necessary Notions | <input type="checkbox"/> | 2:00 PM - 2:45 PM | FS | The Solution for a Wardrobe Full of Fabric & Nothing to Wear! |
| <input type="checkbox"/> | 9:00 AM - 9:45 AM | 1145 | Tips & Techniques for Sewing Athleisure Wear | <input type="checkbox"/> | 2:00 PM - 3:00 PM |  | Feather Your Nest Quilt Store |
| <input type="checkbox"/> | 9:00 AM - 9:45 AM | FS | How Body Forms are Made and Why it Matters | <input type="checkbox"/> | 2:00 PM - 4:30 PM | 3104 | Soft & Simple Self-Binding Blanket |
| <input type="checkbox"/> | 10:00 AM - 10:45 AM | 1117 | Chanel-Inspired Knit Jacket—From Your Fave T-Shirt Pattern! | <input type="checkbox"/> | 2:00 PM - 4:30 PM | 3106 | Pendleton Envelope Pillow |
| <input type="checkbox"/> | 10:00 AM - 10:45 AM | 1128 | Design Changes for Bras | <input type="checkbox"/> | 2:00 PM - 4:30 PM | 3111 | Thread Painting and 3-D Embroidery |
| <input type="checkbox"/> | 10:00 AM - 10:45 AM | FS | Boro & Sashiko: Harmonious Imperfection | <input type="checkbox"/> | 2:00 PM - 4:30 PM | 3113 | Sew the Rio Raglan Shirt with <i>So Sew English</i> |
| <input type="checkbox"/> | 10:00 AM - 11:00 AM |  | 108" Quilt Backings | <input type="checkbox"/> | 2:00 PM - 4:30 PM | 3117 | Pleather Handbag Sewing Techniques |
| <input type="checkbox"/> | 11:00 AM - 11:45 AM | 1111 | Fun Effects Embroidery | <input type="checkbox"/> | 2:00 PM - 4:30 PM | 3144 | Tunisian Crochet Washcloth |
| <input type="checkbox"/> | 11:00 AM - 11:45 AM | 1138 | Balancing the Arm Hole | <input type="checkbox"/> | 2:00 PM - 4:30 PM | 3145 | Project Speed—Using a 10 Degree Ruler to the Max! |
| <input type="checkbox"/> | 11:00 AM - 11:45 AM | FS | Fashion Parade of Garments: Concept to Completion | <input type="checkbox"/> | 2:00 PM - 4:30 PM | 3152 | Correcting Common Fit Challenges |
| <input type="checkbox"/> | 11:00 AM - 12:00 PM |  | Quality Sewing & Vacuum | <input type="checkbox"/> | 3:00 PM - 3:45 PM | 1137 | <i>ByAnnie</i> Basics: Zippers Are EASY! |
| <input type="checkbox"/> | 11:00 AM - 12:00 PM |  | SewTites | <input type="checkbox"/> | 3:00 PM - 3:45 PM | FS | Running with Scissors & Your Essential Notions |
| <input type="checkbox"/> | 11:00 AM - 1:30 PM | 3101 | Upcycle a Vintage Coat Into a Purse | <input type="checkbox"/> | 3:00 PM - 4:00 PM |  | Frollein S® LLC, EU Textiles |
| <input type="checkbox"/> | 11:00 AM - 1:30 PM | 3120 | Duchess Bracelet | <input type="checkbox"/> | 3:00 PM - 4:30 PM | 1125 | Machine Quilting in Sections |
| <input type="checkbox"/> | 11:00 AM - 1:30 PM | 3127 | Intro to Needle Felting | <input type="checkbox"/> | 4:00 PM - 4:45 PM | 1101 | For the Love of Pearl Buttons—From Vintage Notion to Inspiration! |
| <input type="checkbox"/> | 11:00 AM - 1:30 PM | 3130 | Stacking Block Runner | <input type="checkbox"/> | 4:00 PM - 5:00 PM |  | Frollein S® LLC, EU Textiles |
| <input type="checkbox"/> | 11:00 AM - 1:30 PM | 3132 | Suede Bottom Slippers | <input type="checkbox"/> | 5:00 PM - 6:00 PM |  | Fly Designs Yarn |
| <input type="checkbox"/> | 11:00 AM - 1:30 PM | 3138 | Amazing Applique | | | | |

FS Free Stage

 Virtual Vendor Floor

 @sewexpo

 @sewexpo

 @expo_sew

 @sewexpo



**Ticket sales
start Jan.12!**


Join Sewing Enthusiasts Everywhere
Feb.24-282021

virtual
Sewing &
Stitchery
e·x·p·o

866-554-8559
www.sewexpo.com

   @sewexpo
 @expo_sew

Sewing & Stitchery Expo
2606 West Pioneer
Puyallup, WA 98371

THE SEWING & STITCHERY EXPO IS PRODUCED BY WASHINGTON STATE  UNIVERSITY